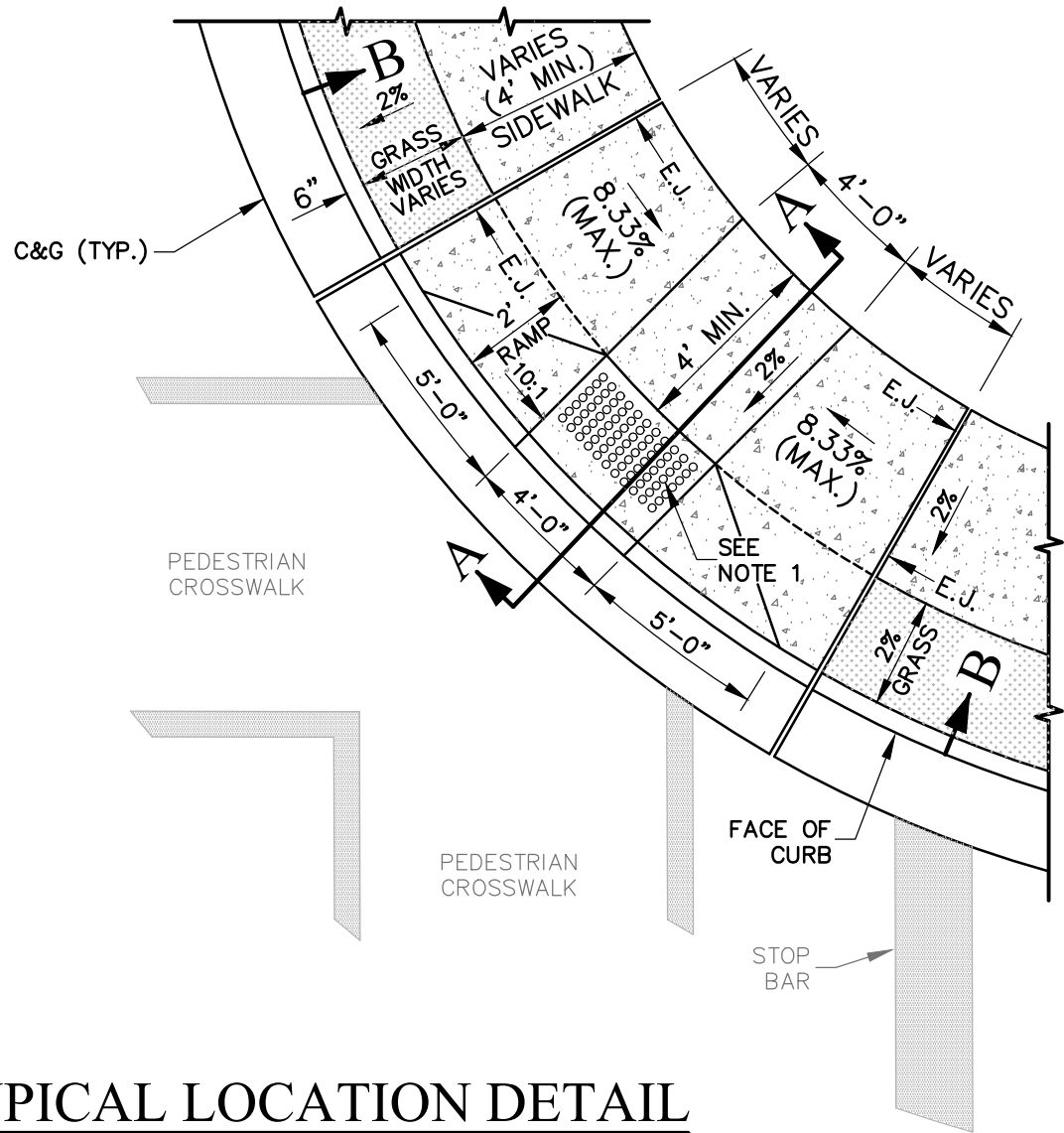


**NOTES:**

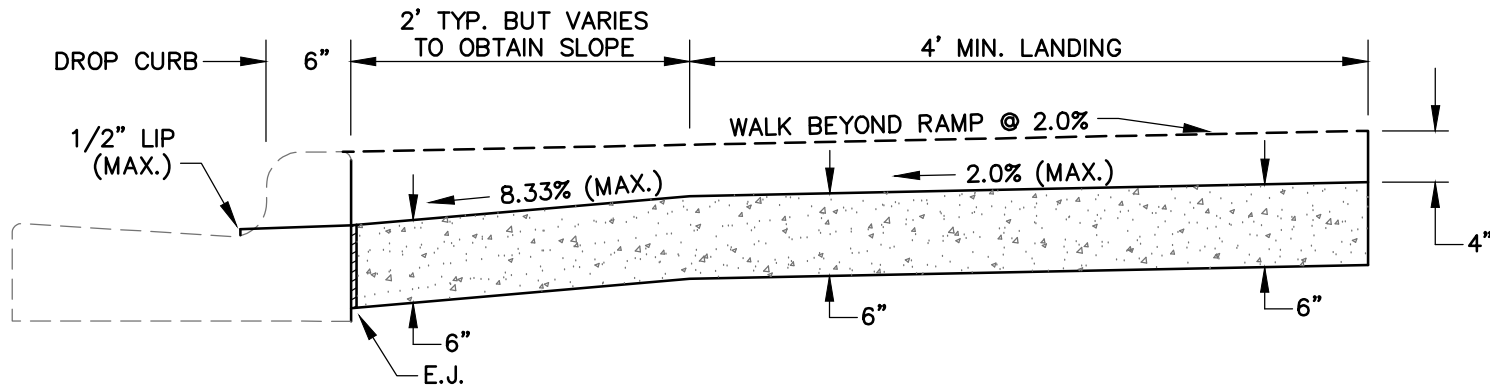
1. TRUNCATED DOMES (BLACK) TO BE PLACED FROM BACK OF CURB TO 2 FT. FROM BACK OF CURB. SEE 71D-28.
2. THE ENTIRE CURB RAMP, FROM EXPANSION JOINT TO EXPANSION JOINT, SHALL BE 6" THICK CONCRETE.
3. RAMP TO BE CENTERED ON INTERSECTION OF CROSSWALKS.
4. SEE PAVEMENT MARKING PLANS FOR CROSSWALK TYPE AND LOCATION.



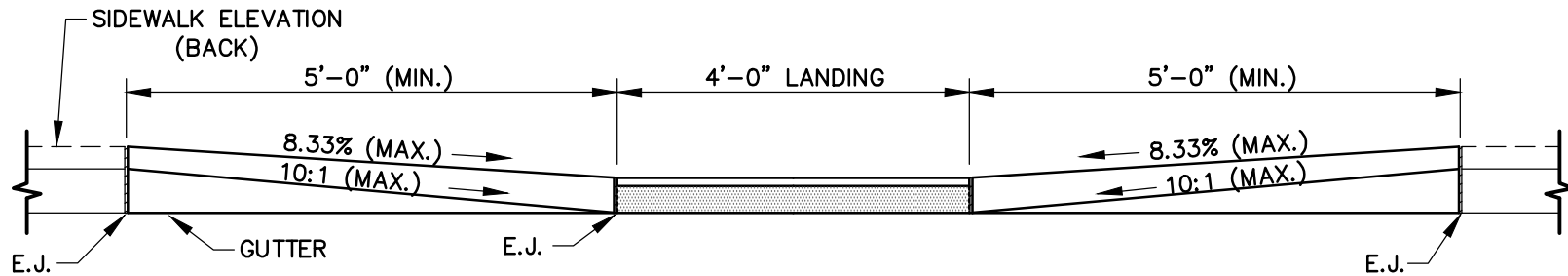
**TYPICAL LOCATION DETAIL**

SHEET 1 OF 2

REVISED	DATE: 05-23-19	<b>Standard Detail</b>  <b>Wheelchair Ramp Detail sidewalk</b> <b>With Planter Strip</b>	OFFICE OF THE <b>CITY ENGINEER</b>  GASTONIA, N.C.
	SCALE: NONE		FILE NO. <b>71D-27</b>
	DRAWN BY: MGB		
	CHECKED BY: TAJ		
	CITY ENGINEER: GVS		



**SECTION A-A**



**SECTION B-B**

SHEET 2 OF 2

REVISED	DATE: 05-23-19	Standard Detail	OFFICE OF THE CITY ENGINEER
	SCALE: NONE		
	DRAWN BY: MGB	Wheelchair Ramp Detail sidewalk With Planter Strip	GASTONIA, N.C.
	CHECKED BY: TAJ		
	CITY ENGINEER: GVS		