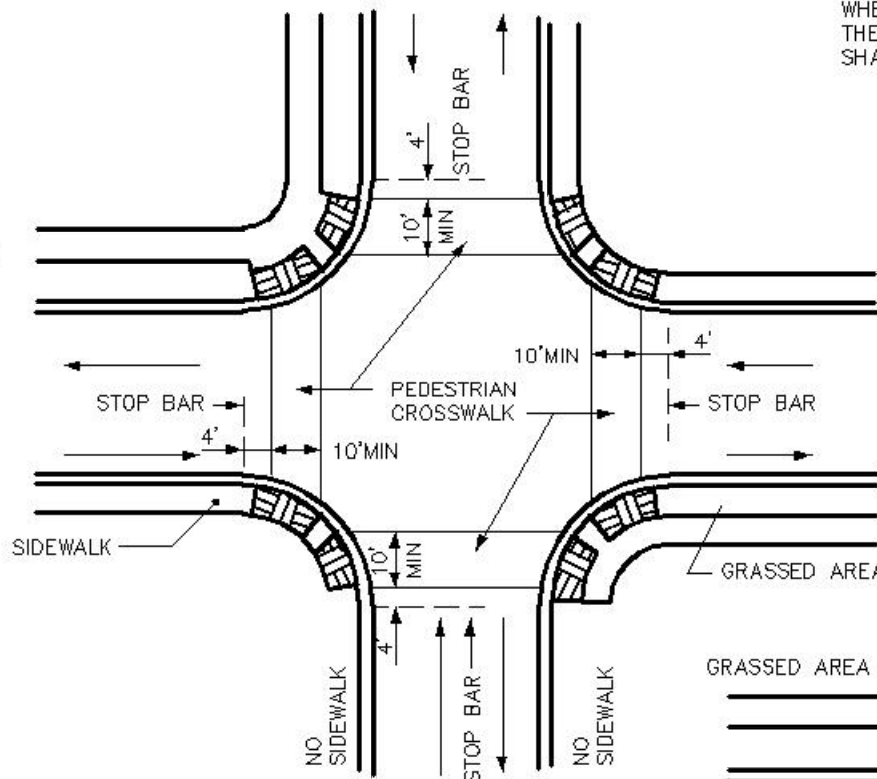
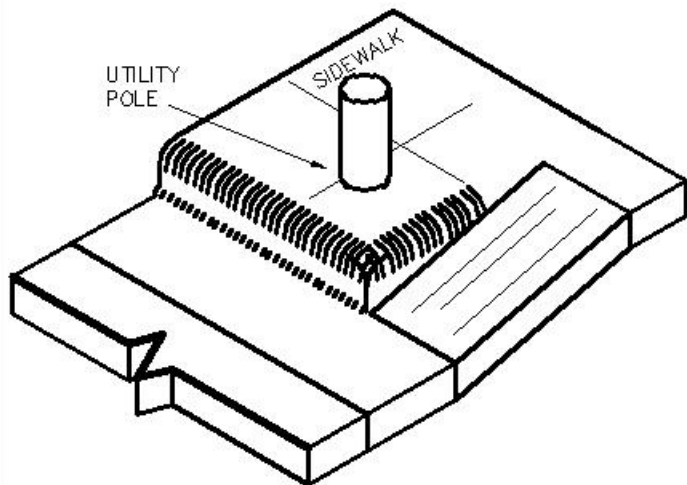
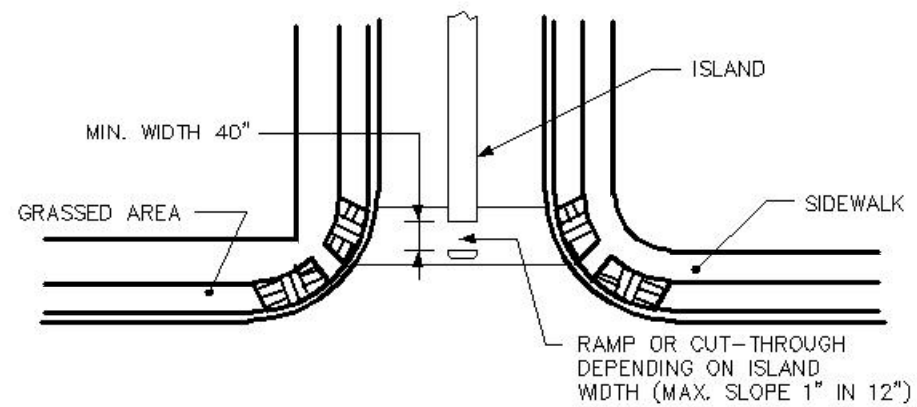


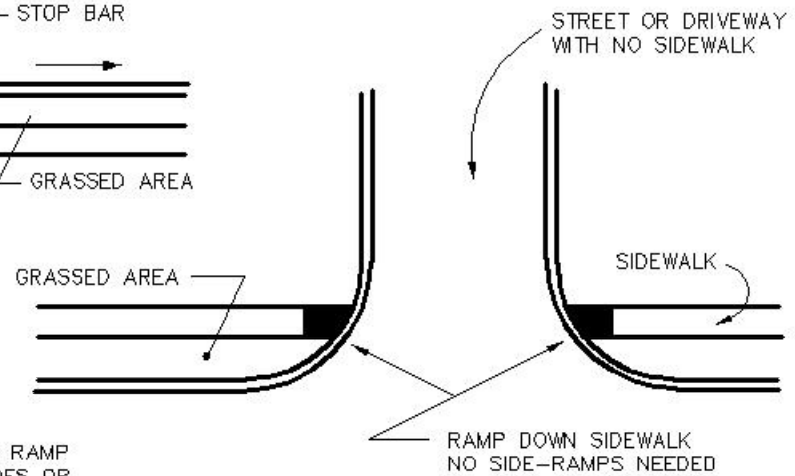
LOCATION OF WHEELCHAIR RAMP WHEN EXISTING CURB & GUTTER AND SIDEWALK IS BEYOND END OF PROPOSED CONSTRUCTION



TYPICAL EXAMPLE OF WHEELCHAIR RAMP LOCATIONS WHEN CROSS ROAD DOES OR DOES NOT HAVE SIDEWALK.



WHERE AN OBSTRUCTING ISLAND IS PRESENT, THE PROVISION OF A RAMP OR CUT-THRU SHALL BE PROVIDED.



NOTE:
USE THE METHOD SHOWN ABOVE WHEN OBSTRUCTIONS WHICH ARE NOT TO BE REMOVED ARE ENCOUNTERED ON EITHER SIDE OF WHEELCHAIR RAMPS.

REVISED	F.B.	PG.	DATE: APRIL 22, 1974
			SCALE: NONE
			DRAWN BY: N.B.M.
			CHECKED BY: R.E.D.
			CITY ENGINEER: FRW

STANDARD DETAIL

EXAMPLES OF SPECIAL SITUATIONS FOR WHEELCHAIR RAMPS AND DEPRESSED CURBS

OFFICE OF THE
CITY ENGINEER
GASTONIA, N.C.

FILE NO. **71D-31**