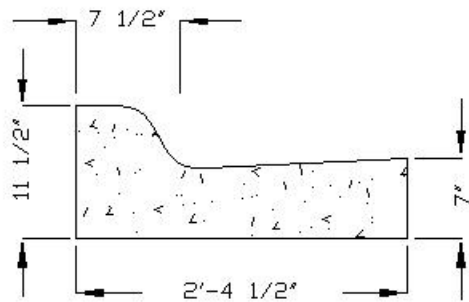
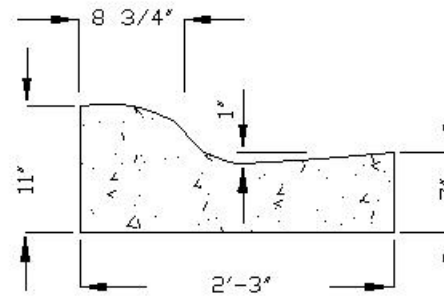


PLAN VIEW

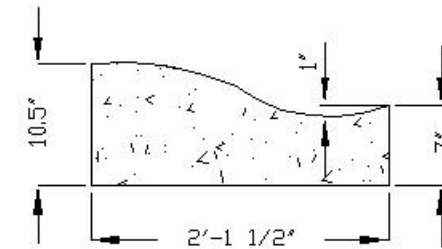
FRONT ELEVATION



SECTION A-A



SECTION B-B



SECTION C-C

TRANSITION IS NOT TO BE LOCATED WITHIN THE CURB RADIUS

\*\*REFER TO 71D-11 & 71D-34

|          |      |     |                    |
|----------|------|-----|--------------------|
| REVISED  | F.B. | PG. | DATE: 09-10-91     |
| 01-31-97 |      |     | SCALE: NTS         |
|          |      |     | DRAWN BY: CDL, DS  |
|          |      |     | CHECKED BY: FAP    |
|          |      |     | CITY ENGINEER: JPB |

# STANDARD DETAIL

CURB TRANSITION  
2'6" CURB & GUTTER TO 2'0"  
VALLEY GUTTER

OFFICE OF THE  
CITY ENGINEER  
GASTONIA, N.C.

FILE NO. **71D-34**