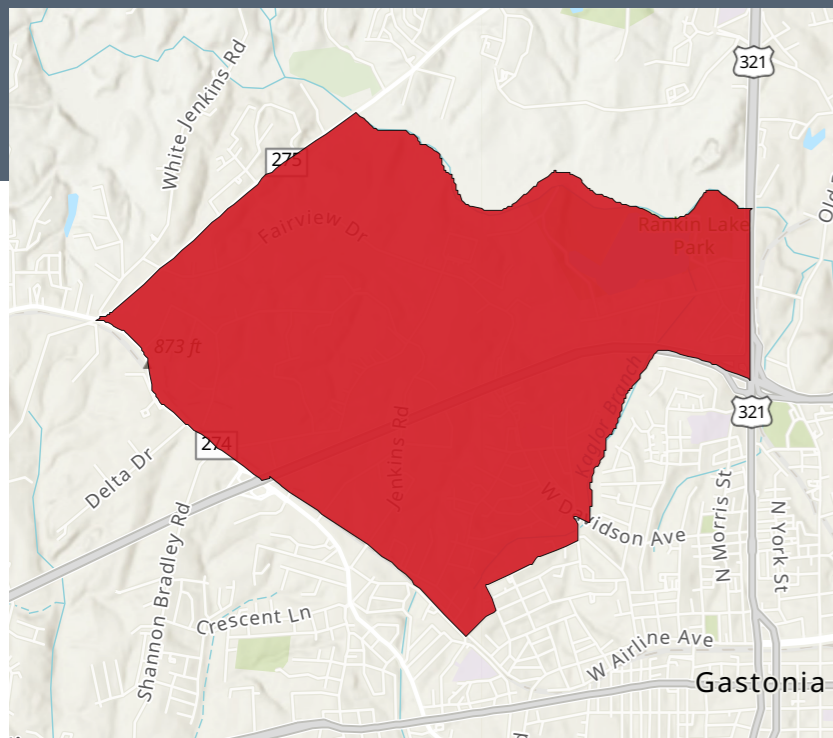




AT RISK POPULATION PROFILE

031500

Area: 4.27 square miles



1,542

Population

595

Households

2.59

Avg Size Household

38.6

Median Age

\$32,270

Median Household Income

\$205,882

Median Home Value

24

Wealth Index

62

Housing Affordability

76

Diversity Index

AT RISK POPULATION



141

Households With Disability



267

Population 65+



161

Households Without Vehicle

POVERTY AND LANGUAGE



37%

Households Below the Poverty Level



195

Households Below the Poverty Level



0

Pop 65+ Speak Spanish & No English

POPULATION AND BUSINESSES



5,691

Daytime Population



122

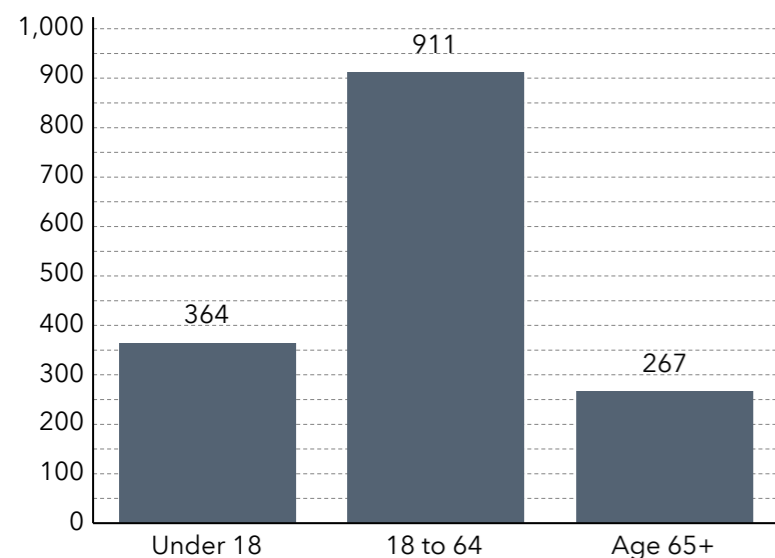
Total Businesses



4,604

Total Employees

POPULATION BY AGE



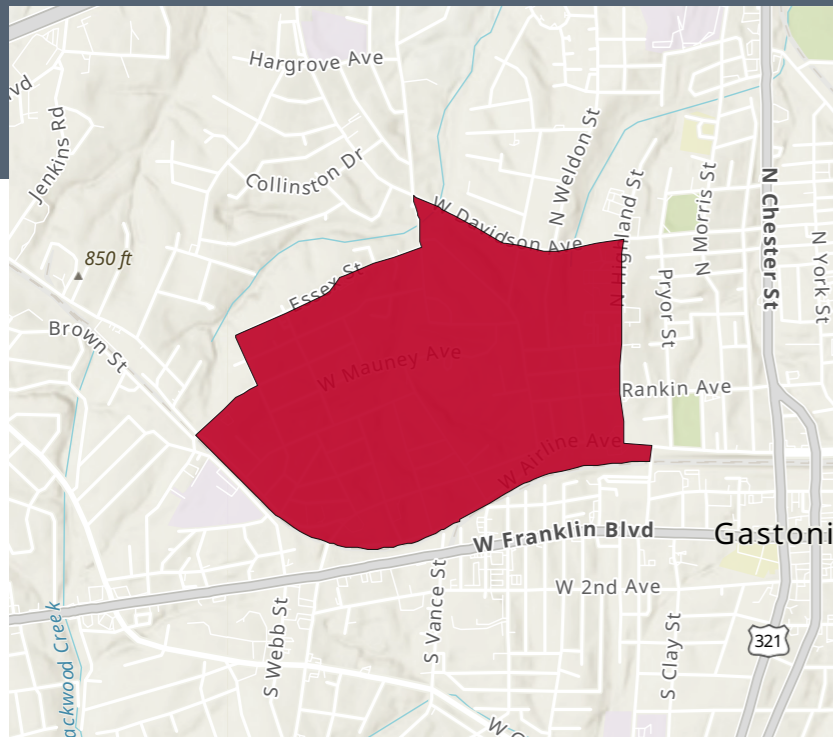
Language Spoken (ACS)	Age 5-17	18-64	Age 65+	Total
English Only	265	581	236	1,082
Spanish	14	179	0	193
Spanish & English Well	0	50	0	50
Spanish & English Not Well	14	129	0	143
Spanish & No English	0	0	0	0
Indo-European	0	0	0	0
Indo-European & English Well	0	0	0	0
Indo-European & English Not Well	0	0	0	0
Indo-European & No English	0	0	0	0
Asian-Pacific Island	0	0	0	0
Asian-Pacific Isl & English Well	0	0	0	0
Asian-Pacific Isl & English Not Well	0	0	0	0
Asian-Pacific Isl & No English	0	0	0	0
Other Language	0	0	0	0
Other Language & English Well	0	0	0	0
Other Language & English Not Well	0	0	0	0
Other Language & No English	0	0	0	0



AT RISK POPULATION PROFILE

031500 2

Area: 0.57 square miles



1,956

Population

803

Households

2.42

Avg Size Household

37.6

Median Age

\$38,960

Median Household Income

\$71,212

Median Home Value

24

Wealth Index

216

Housing Affordability

71

Diversity Index

AT RISK POPULATION



490

Households With Disability



280

Population 65+



264

Households Without Vehicle

POVERTY AND LANGUAGE



29%

Households Below the Poverty Level



273

Households Below the Poverty Level



0

Pop 65+ Speak Spanish & No English

POPULATION AND BUSINESSES



1,271

Daytime Population



36

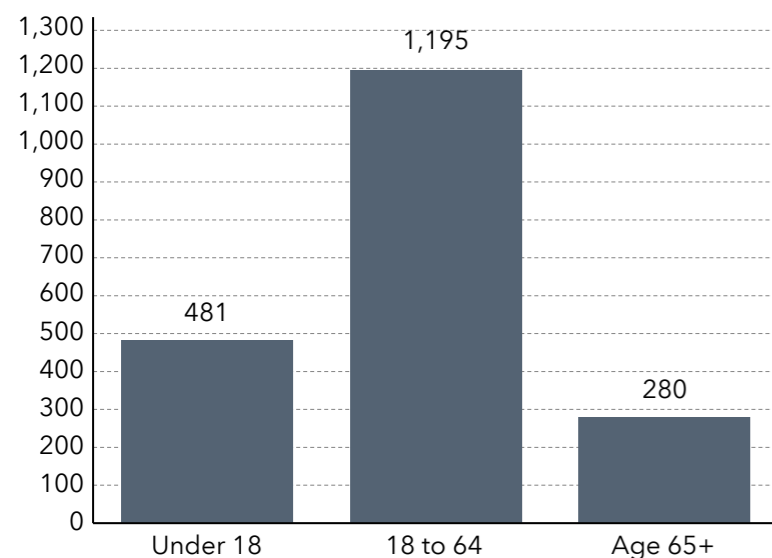
Total Businesses



288

Total Employees

POPULATION BY AGE



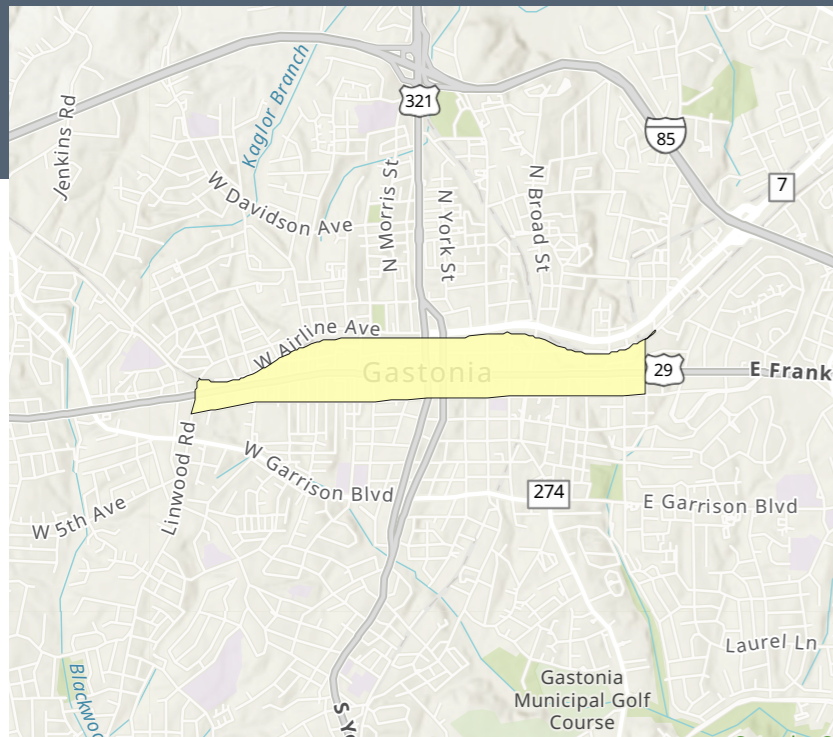
Language Spoken (ACS)	Age 5-17	18-64	Age 65+	Total
English Only	425	1,375	231	2,031
Spanish	45	205	0	250
Spanish & English Well	45	205	0	250
Spanish & English Not Well	0	0	0	0
Spanish & No English	0	0	0	0
Indo-European	0	0	0	0
Indo-European & English Well	0	0	0	0
Indo-European & English Not Well	0	0	0	0
Indo-European & No English	0	0	0	0
Asian-Pacific Island	0	0	0	0
Asian-Pacific Isl & English Well	0	0	0	0
Asian-Pacific Isl & English Not Well	0	0	0	0
Asian-Pacific Isl & No English	0	0	0	0
Other Language	0	0	0	0
Other Language & English Well	0	0	0	0
Other Language & English Not Well	0	0	0	0
Other Language & No English	0	0	0	0



AT RISK POPULATION PROFILE

031901

Area: 0.55 square miles



773

Population

312

Households

2.44

Avg Size Household

35.3

Median Age

\$36,338

Median Household Income

\$144,079

Median Home Value

22

Wealth Index

99

Housing Affordability

75

Diversity Index

AT RISK POPULATION



147

Households With Disability



83

Population 65+



8

Households Without Vehicle

POVERTY AND LANGUAGE



24%

Households Below the Poverty Level



59

Households Below the Poverty Level



0

Pop 65+ Speak Spanish & No English

POPULATION AND BUSINESSES



3,660

Daytime Population



383

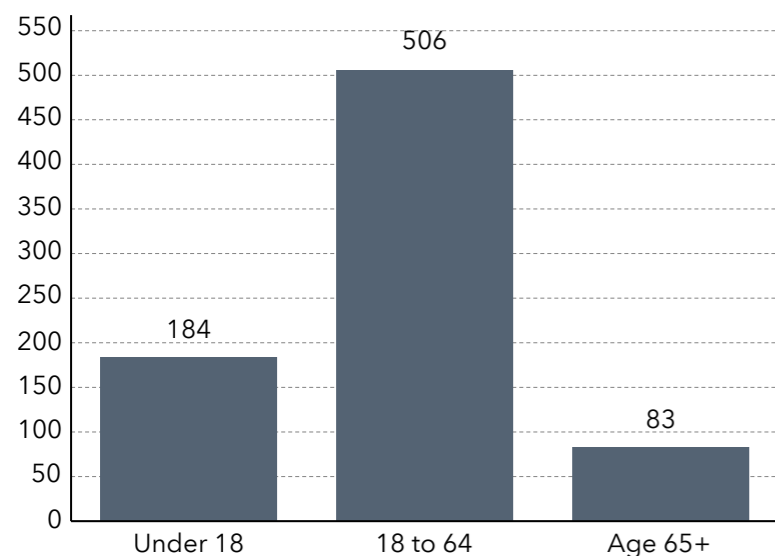
Total Businesses



3,269

Total Employees

POPULATION BY AGE



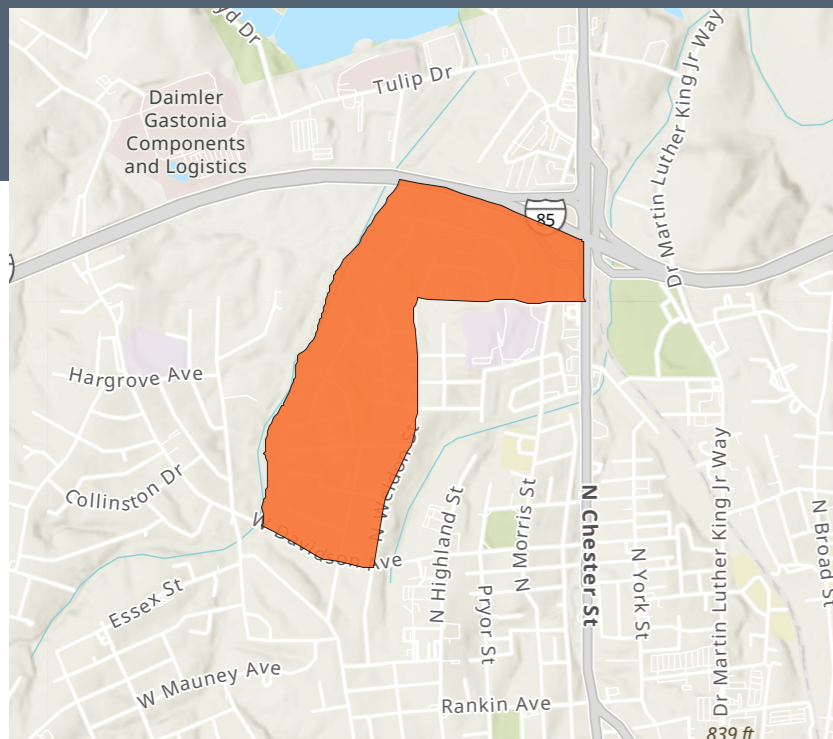
Language Spoken (ACS)	Age 5-17	18-64	Age 65+	Total
English Only	89	356	35	480
Spanish	0	30	0	30
Spanish & English Well	0	30	0	30
Spanish & English Not Well	0	0	0	0
Spanish & No English	0	0	0	0
Indo-European	0	0	0	0
Indo-European & English Well	0	0	0	0
Indo-European & English Not Well	0	0	0	0
Indo-European & No English	0	0	0	0
Asian-Pacific Island	0	0	0	0
Asian-Pacific Isl & English Well	0	0	0	0
Asian-Pacific Isl & English Not Well	0	0	0	0
Asian-Pacific Isl & No English	0	0	0	0
Other Language	0	0	0	0
Other Language & English Well	0	0	0	0
Other Language & English Not Well	0	0	0	0
Other Language & No English	0	0	0	0



AT RISK POPULATION PROFILE

031902

Area: 0.31 square miles



1,033

Population

462

Households

2.24

Avg Size Household

28.6

Median Age

\$25,660

Median Household Income

\$41,071

Median Home Value

21

Wealth Index

246

Housing Affordability

44

Diversity Index

AT RISK POPULATION



254

Households With Disability



85

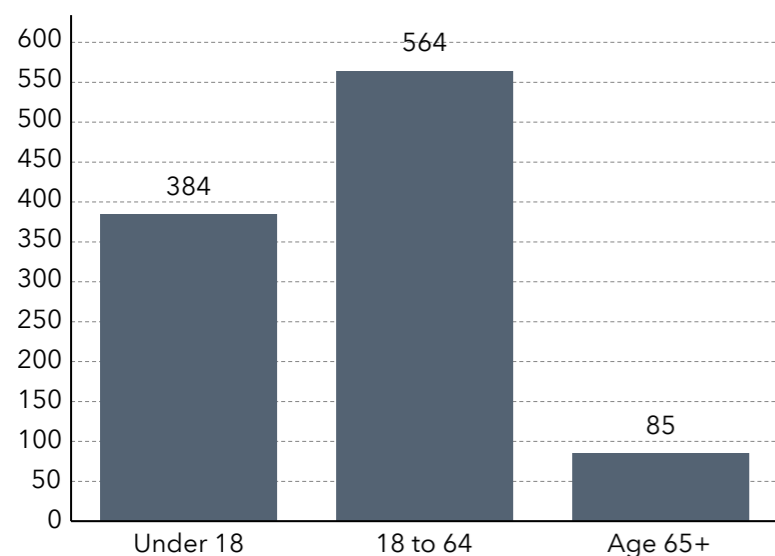
Population 65+



122

Households Without Vehicle

POPULATION BY AGE



POVERTY AND LANGUAGE



37%

Households Below the Poverty Level



125

Households Below the Poverty Level



0

Pop 65+ Speak Spanish & No English

POPULATION AND BUSINESSES



988

Daytime Population



15

Total Businesses



168

Total Employees

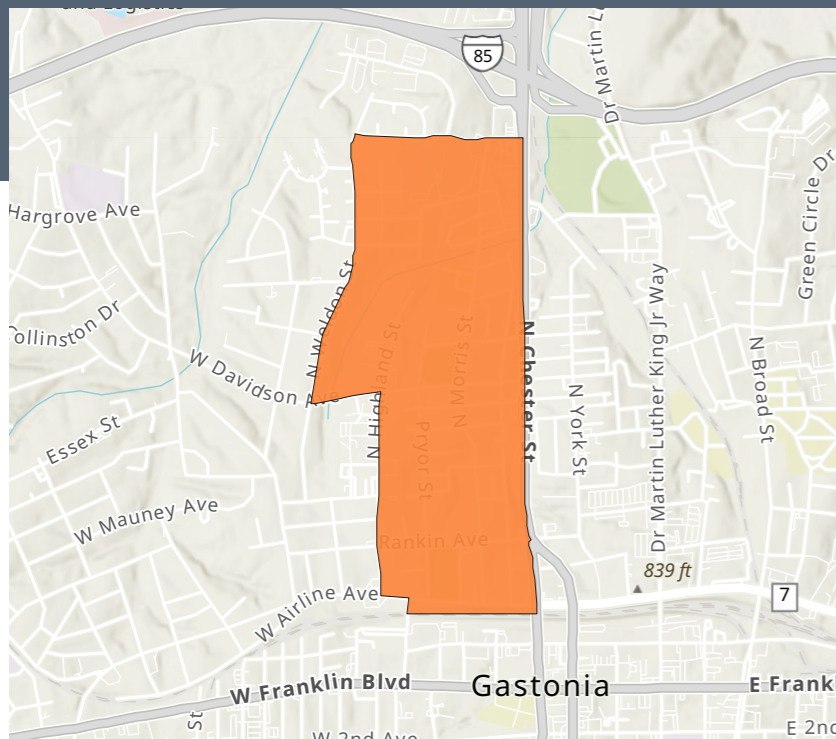
Language Spoken (ACS)	Age 5-17	18-64	Age 65+	Total
English Only	212	588	58	858
Spanish	0	0	0	0
Spanish & English Well	0	0	0	0
Spanish & English Not Well	0	0	0	0
Spanish & No English	0	0	0	0
Indo-European	0	0	0	0
Indo-European & English Well	0	0	0	0
Indo-European & English Not Well	0	0	0	0
Indo-European & No English	0	0	0	0
Asian-Pacific Island	0	0	0	0
Asian-Pacific Isl & English Well	0	0	0	0
Asian-Pacific Isl & English Not Well	0	0	0	0
Asian-Pacific Isl & No English	0	0	0	0
Other Language	0	0	0	0
Other Language & English Well	0	0	0	0
Other Language & English Not Well	0	0	0	0
Other Language & No English	0	0	0	0



AT RISK POPULATION PROFILE

031902 2

Area: 0.47 square miles



1,330

Population

480

Households

2.52

Avg Size Household

41.4

Median Age

\$37,445

Median Household Income

\$64,145

Median Home Value

36

Wealth Index

230

Housing Affordability

55

Diversity Index

AT RISK POPULATION



163

Households With Disability



281

Population 65+



127

Households Without Vehicle

POVERTY AND LANGUAGE



13%

Households Below the Poverty Level



58

Households Below the Poverty Level



0

Pop 65+ Speak Spanish & No English

POPULATION AND BUSINESSES



1,319

Daytime Population



36

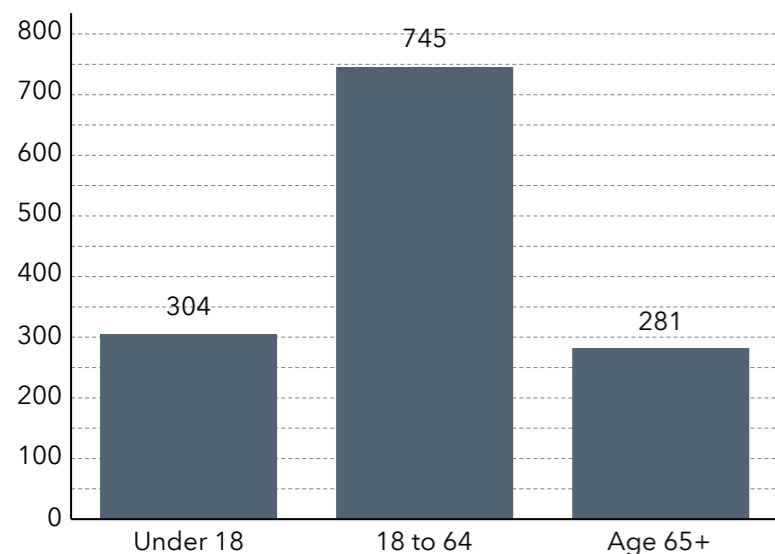
Total Businesses



293

Total Employees

POPULATION BY AGE



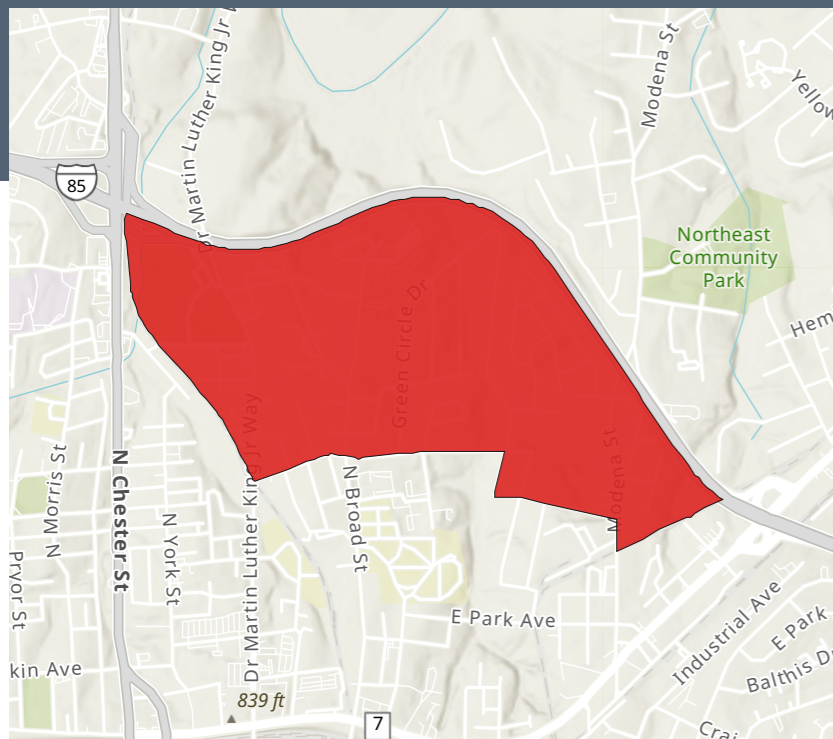
Language Spoken (ACS)	Age 5-17	18-64	Age 65+	Total
English Only	113	596	171	880
Spanish	20	10	0	30
Spanish & English Well	20	10	0	30
Spanish & English Not Well	0	0	0	0
Spanish & No English	0	0	0	0
Indo-European	0	0	85	85
Indo-European & English Well	0	0	85	85
Indo-European & English Not Well	0	0	0	0
Indo-European & No English	0	0	0	0
Asian-Pacific Island	0	0	0	0
Asian-Pacific Isl & English Well	0	0	0	0
Asian-Pacific Isl & English Not Well	0	0	0	0
Asian-Pacific Isl & No English	0	0	0	0
Other Language	0	0	0	0
Other Language & English Well	0	0	0	0
Other Language & English Not Well	0	0	0	0
Other Language & No English	0	0	0	0



AT RISK POPULATION PROFILE

032000

Area: 0.67 square miles



1,483

Population

573

Households

2.59

Avg Size Household

36.2

Median Age

\$53,098

Median Household Income

\$235,215

Median Home Value

33

Wealth Index

89

Housing Affordability

71

Diversity Index

AT RISK POPULATION



99

Households With Disability



177

Population 65+



27

Households Without Vehicle

POVERTY AND LANGUAGE



12%

Households Below the Poverty Level



67

Households Below the Poverty Level



0

Pop 65+ Speak Spanish & No English

POPULATION AND BUSINESSES



1,405

Daytime Population



44

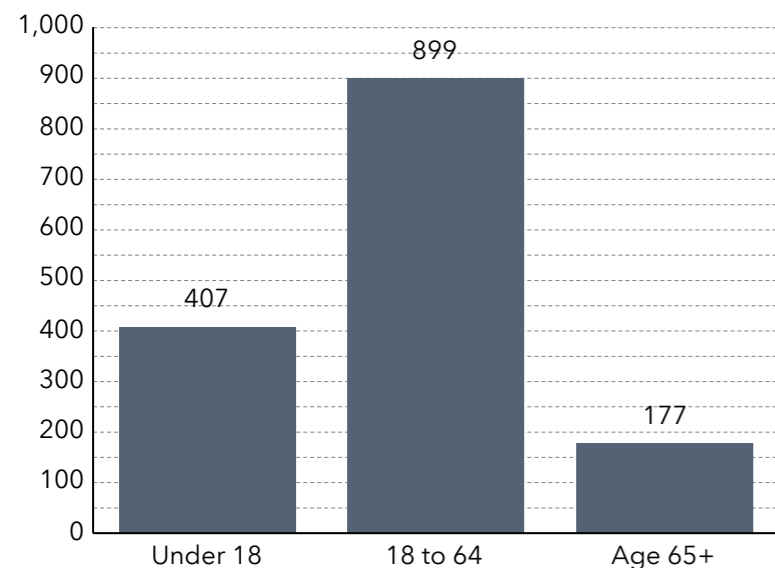
Total Businesses



645

Total Employees

POPULATION BY AGE



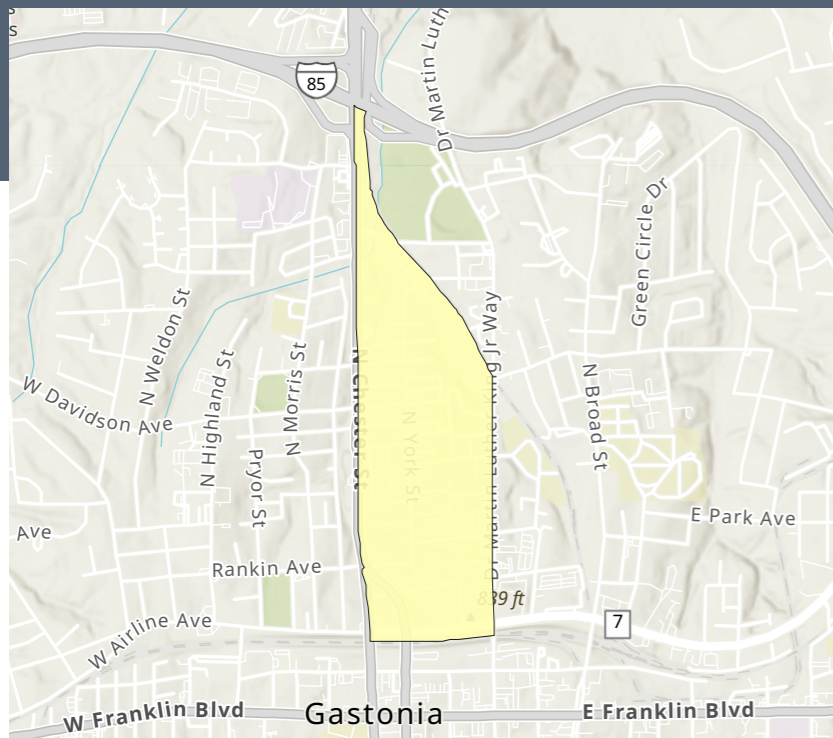
Language Spoken (ACS)	Age 5-17	18-64	Age 65+	Total
English Only	209	836	125	1,170
Spanish	35	153	0	188
Spanish & English Well	35	133	0	168
Spanish & English Not Well	0	20	0	20
Spanish & No English	0	0	0	0
Indo-European	0	23	23	46
Indo-European & English Well	0	23	23	46
Indo-European & English Not Well	0	0	0	0
Indo-European & No English	0	0	0	0
Asian-Pacific Island	0	0	0	0
Asian-Pacific Isl & English Well	0	0	0	0
Asian-Pacific Isl & English Not Well	0	0	0	0
Asian-Pacific Isl & No English	0	0	0	0
Other Language	0	10	0	10
Other Language & English Well	0	10	0	10
Other Language & English Not Well	0	0	0	0
Other Language & No English	0	0	0	0



AT RISK POPULATION PROFILE

032000 2

Area: 0.29 square miles



1,023

Population

233

Households

2.48

Avg Size Household

43.0

Median Age

\$24,370

Median Household Income

\$43,902

Median Home Value

16

Wealth Index

219

Housing Affordability

67

Diversity Index

AT RISK POPULATION



68

Households With Disability



132

Population 65+



64

Households Without Vehicle

POVERTY AND LANGUAGE



58%

Households Below the Poverty Level



106

Households Below the Poverty Level



0

Pop 65+ Speak Spanish & No English

POPULATION AND BUSINESSES



1,379

Daytime Population



46

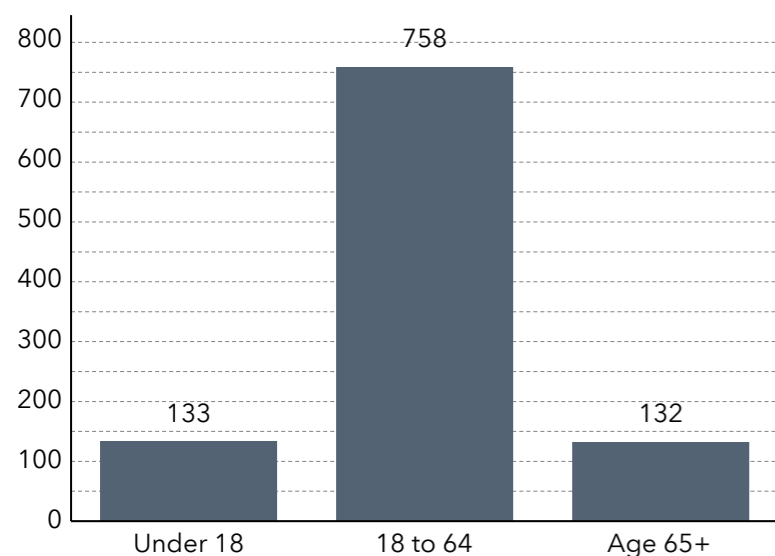
Total Businesses



816

Total Employees

POPULATION BY AGE



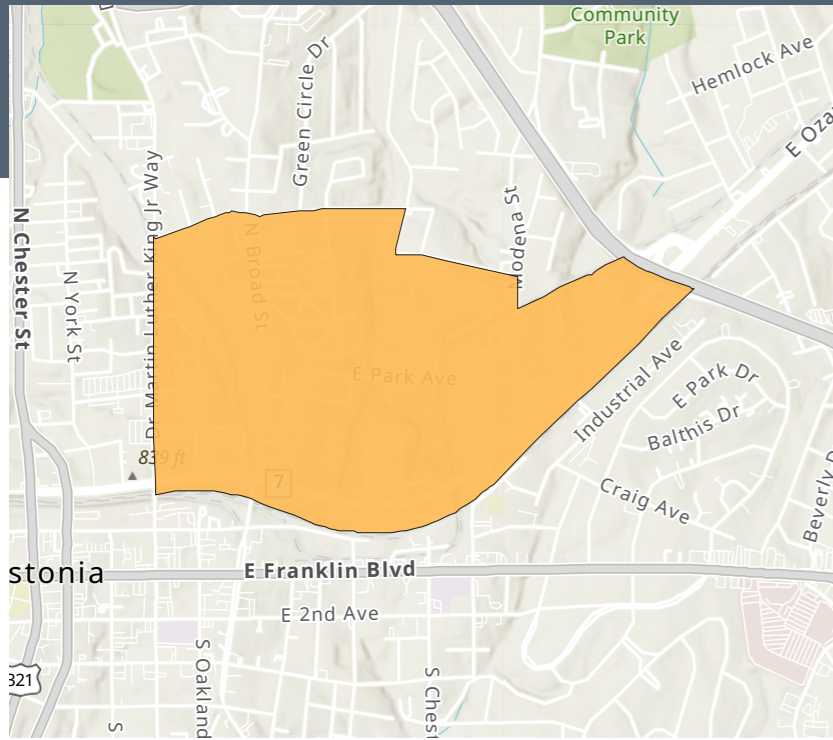
Language Spoken (ACS)	Age 5-17	18-64	Age 65+	Total
English Only	0	554	30	584
Spanish	0	87	0	87
Spanish & English Well	0	75	0	75
Spanish & English Not Well	0	12	0	12
Spanish & No English	0	0	0	0
Indo-European	0	0	0	0
Indo-European & English Well	0	0	0	0
Indo-European & English Not Well	0	0	0	0
Indo-European & No English	0	0	0	0
Asian-Pacific Island	0	0	0	0
Asian-Pacific Isl & English Well	0	0	0	0
Asian-Pacific Isl & English Not Well	0	0	0	0
Asian-Pacific Isl & No English	0	0	0	0
Other Language	0	0	0	0
Other Language & English Well	0	0	0	0
Other Language & English Not Well	0	0	0	0
Other Language & No English	0	0	0	0



AT RISK POPULATION PROFILE

032000 3

Area: 0.69 square miles



770

Population

309

Households

2.43

Avg Size Household

37.5

Median Age

\$39,274

Median Household Income

\$75,781

Median Home Value

24

Wealth Index

204

Housing Affordability

75

Diversity Index

AT RISK POPULATION



79

Households With Disability



98

Population 65+



10

Households Without Vehicle

POVERTY AND LANGUAGE



19%

Households Below the Poverty Level



59

Households Below the Poverty Level



0

Pop 65+ Speak Spanish & No English

POPULATION AND BUSINESSES



1,966

Daytime Population



73

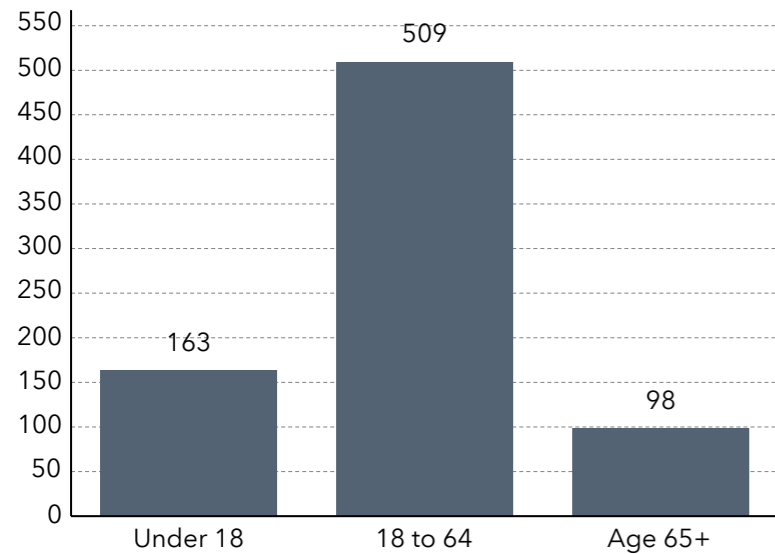
Total Businesses



1,579

Total Employees

POPULATION BY AGE



Language Spoken (ACS)	Age 5-17	18-64	Age 65+	Total
English Only	114	355	59	528
Spanish	0	47	0	47
Spanish & English Well	0	39	0	39
Spanish & English Not Well	0	0	0	0
Spanish & No English	0	8	0	8
Indo-European	0	9	1	10
Indo-European & English Well	0	9	1	10
Indo-European & English Not Well	0	0	0	0
Indo-European & No English	0	0	0	0
Asian-Pacific Island	0	0	0	0
Asian-Pacific Isl & English Well	0	0	0	0
Asian-Pacific Isl & English Not Well	0	0	0	0
Asian-Pacific Isl & No English	0	0	0	0
Other Language	0	0	0	0
Other Language & English Well	0	0	0	0
Other Language & English Not Well	0	0	0	0
Other Language & No English	0	0	0	0