


Local Strengths. Global Success.

The logo for the Gaston County Economic Development Commission, featuring a stylized yellow and blue 'G' shape.

GASTON COUNTY
Economic Development Commission
North Carolina

**Economic Impact Study
For the NorthPoint Project
Gastonia/Lowell, NC
May 2020**



Gaston.org

P.O. Box 2339, Gastonia, NC 28053-2339

Phone: 704-825-4046 Fax: 704-825-4066

TABLE OF CONTENTS



GASTON COUNTY
Economic Development Commission
North Carolina

**ECONOMIC IMPACT STUDY
NORTHPOINT PROJECT**

Table of Contents

Section 1.....Economic Impact Summary
Gaston County EDC

Section 2.....Employment & Wages Report
JobsEQ

Section 3.....Local Property Tax Analysis

SECTION 1

[Type here]

**Economic Impact Study for the NorthPoint Project
Gastonia/Lowell, NC
May 2020**

Overview

This analysis was developed for the NorthPoint project in Gaston County, North Carolina; a 397 acre site located on Interstate 85 between exits 21 and 22. The project will consist of various sizes of modern warehouse buildings constructed over several years totaling approximately 4,693,000 square feet.

The projected economic impact of the development was analyzed from three perspectives; job, wage and property tax generation. Calculation of the project's impact, over the initial twenty two years, would produce the benefits summarized below by type.

Job Impact

Development of the job generation is based on the square footage of the buildings taken from the enclosed site plan. From this square footage, when the NAIOP (a US commercial real estate development association) standard of 600 square feet per job is applied, the project would generate 7,821 direct jobs.

Job Calculation	
Total square footage	4,693,000
Square footage per job	÷600
Total Direct Jobs	7,821

These 7,821 jobs were used as the basis to calculate the entire number of permanent jobs to be created. A nationally recognized Software as a Service program, JobsEQ®, was used to calculate the indirect and induced jobs. These direct jobs would stimulate an additional 2,359 indirect and induced jobs for a total of 10,181 permanent new jobs produced at the end of the project.

The total jobs would produce approximately \$462,545,507.00 of annual compensation at the completion of the project.

Gaston County, North Carolina Annual Impact of Warehousing and Storage (Event Size = 7,821 Jobs)				
	Direct	Indirect	Induced	Total
Employment	7,821	1,046	1,313	10,181
Compensation	\$345,358,201	\$55,607,056	\$61,580,250	\$462,545,507

Source: JobsEQ®

Note: Figures may not sum due to rounding.

Data as of 2019Q4

[Type here]

Property Tax

Property tax collection is a critical component of municipalities and counties revenue in North Carolina. This project has the potential to become one of the top five tax payers in Gaston County and for the cities of Gastonia and Lowell.

An extensive spreadsheet was developed showing each individual building's property tax contribution. The numbers are based on a new building constructed each year and the tax analysis is for the first twenty two years (this provides a minimum of ten years of tax payment from all buildings) of the development. The analysis is conservative in several respects. First, there is no change in the tax rate of the government entities or anticipated increase in values that could occur through periodic revaluations of property. Second, the analysis shows revenues only from the real property. No personal property, racks, computers, fork lifts, et cetera is included which would generate additional local property taxes. Third, we have not shown the Construction in Process property taxes that are paid on partially completed buildings during construction.

An analysis of the final local property tax valuations for similar buildings in Gaston County was performed and determined that the subject buildings would most likely be valued at \$55.00 per square foot. No increase in this value is projected for the entire duration of the development in the analysis.

Because the property is split between two municipalities, and there is the opportunity for a multi-jurisdictional business park agreement that would set a split of tax revenues, the City of Gastonia tax rate is used to calculate the municipal tax revenues as a proxy for the development.

When the developer initiates development, and within the first twenty-two years, the project should generate approximately \$ 258,115,000.00 in new property tax base. This will generate \$64,428,234.01 in municipal and county tax payments for this same time period. Shown below is the property tax breakdown.

Government Entity	Potential Gross Tax Collections over Twenty-Two Years
Gaston County	\$39,793,909.24
City of Gastonia	\$24,634,324.77
TOTAL Tax Payments	\$64,428,234.01

[Type here]

Summary of Economic Impacts of Projects

Impact Source	Number
Job Generation	
Direct Jobs	7,821
Indirect Jobs	1,046
Induced Jobs	1,313
TOTAL Jobs	10,181
Compensation Generated	
Direct Jobs	\$345,358,201.00
Indirect Jobs	\$55,607,056.00
Induced Jobs	\$61,580,250.00
TOTAL Compensation	\$462,545,507.00
Property Tax Base Created	\$258,115,000.00
Total Potential Property Tax Generated For First Twenty Two Years of Development	
City of Gastonia	\$39,793,909.24
Gaston County	\$24,634,324.77
TOTAL Property Taxes	\$64,428,234.01

SECTION 2

Gaston County, North Carolina Annual Impact of Warehousing and Storage (Event Size = 7821)

	Direct	Indirect	Induced	Total
Employment	7,821	1,046	1,313	10,181
Sales/Output	\$620,602,259	\$192,693,275	\$198,317,622	\$1,011,613,156
Compensation	\$345,358,201	\$55,607,056	\$61,580,250	\$462,545,507

Source: [JobsEQ®](#)
 Data as of 2019Q4
 Note: Figures may not sum due to rounding.

Multipliers for Warehousing and Storage

	Direct	Indirect	Induced	Total
Employment	1.00	0.13	0.17	1.30
Sales/Output	1.00	0.31	0.32	1.63
Compensation	1.00	0.16	0.18	1.34

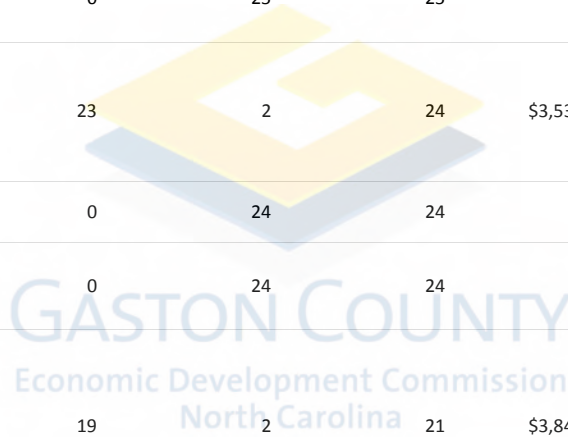
Source: [JobsEQ®](#)
 Data as of 2019Q4
 Note: Figures may not sum due to rounding.

Annual Impact

NAICS	Industry	Employment			Sales/Output		
		Indirect	Induced	Total Ripple Effects	Indirect	Induced	Total Ripple Effects
561320	Temporary Help Services	160	18	179	\$10,371,770	\$1,192,776	\$11,564,546
722511	Full-Service Restaurants	19	81	100	\$897,709	\$3,807,719	\$4,705,428
722513	Limited-Service Restaurants	12	82	94	\$671,577	\$4,726,369	\$5,397,946
622110	General Medical and Surgical Hospitals	0	80	80	\$0	\$12,231,645	\$12,231,645
492110	Couriers and Express Delivery Services	63	3	66	\$7,106,362	\$330,588	\$7,436,950
493110	General Warehousing and Storage	60	3	63	\$4,803,952	\$231,171	\$5,035,123
561720	Janitorial Services	48	7	55	\$3,881,623	\$601,486	\$4,483,109
491110	Postal Service	42	5	47	\$5,119,655	\$561,513	\$5,681,168
561990	All Other Support Services	36	3	39	\$2,824,389	\$195,176	\$3,019,565
517311	Wired Telecommunications Carriers	12	27	38	\$6,048,261	\$14,154,194	\$20,202,455
445110	Supermarkets and Other Grocery (except Convenience) Stores	0	38	38	\$6,265	\$2,218,375	\$2,224,640
611310	Colleges, Universities, and Professional Schools	0	35	35	\$1,791	\$2,498,061	\$2,499,852
531110	Lessors of Residential Buildings and Dwellings	0	33	33	\$0	\$26,038,164	\$26,038,164
531311	Residential Property Managers	30	3	33	\$23,159,057	\$1,930,738	\$25,089,795


Annual Impact

NAICS	Industry	Employment			Sales/Output		
		Indirect	Induced	Total Ripple Effects	Indirect	Induced	Total Ripple Effects
561730	Landscaping Services	28	4	33	\$2,450,909	\$372,945	\$2,823,854
551114	Corporate, Subsidiary, and Regional Managing Offices	14	17	32	\$1,983,675	\$2,424,901	\$4,408,577
561110	Office Administrative Services	29	2	31	\$2,442,610	\$164,738	\$2,607,348
621111	Offices of Physicians (except Mental Health Specialists)	0	31	31	\$381	\$6,323,700	\$6,324,080
721110	Hotels (except Casino Hotels) and Motels	6	20	26	\$439,554	\$1,451,457	\$1,891,011
522110	Commercial Banking	12	14	26	\$2,324,765	\$2,656,873	\$4,981,639
541110	Offices of Lawyers	16	10	26	\$2,802,857	\$1,888,155	\$4,691,012
624120	Services for the Elderly and Persons with Disabilities	0	25	25	\$30	\$694,514	\$694,544
541611	Administrative Management and General Management Consulting Services	23	2	24	\$3,534,513	\$270,540	\$3,805,053
813110	Religious Organizations	0	24	24	\$0	\$1,233,165	\$1,233,165
623110	Nursing Care Facilities (Skilled Nursing Facilities)	0	24	24	\$0	\$1,744,491	\$1,744,491
811310	Commercial and Industrial Machinery and Equipment (except Automotive and Electronic) Repair and Maintenance	19	2	21	\$3,848,763	\$352,962	\$4,201,725
541211	Offices of Certified Public Accountants	15	4	19	\$1,311,709	\$359,271	\$1,670,980
452311	Warehouse Clubs and Supercenters	0	18	19	\$22,677	\$1,281,472	\$1,304,149
452210	Department Stores	0	18	18	\$16,068	\$1,105,504	\$1,121,572
561311	Employment Placement Agencies	16	2	17	\$1,002,434	\$115,706	\$1,118,140
621610	Home Health Care Services	0	17	17	\$0	\$1,208,182	\$1,208,182
624410	Child Day Care Services	0	16	16	\$79	\$741,243	\$741,322
811111	General Automotive Repair	7	8	16	\$925,681	\$1,047,442	\$1,973,123
531120	Lessors of Nonresidential Buildings (except Miniwarehouses)	14	1	15	\$8,374,456	\$695,039	\$9,069,495



Annual Impact

NAICS	Industry	Employment			Sales/Output		
		Indirect	Induced	Total Ripple Effects	Indirect	Induced	Total Ripple Effects
531210	Offices of Real Estate Agents and Brokers	14	1	15	\$16,419,806	\$1,219,565	\$17,639,372
541214	Payroll Services	9	3	12	\$772,342	\$254,598	\$1,026,940
722515	Snack and Nonalcoholic Beverage Bars	1	10	11	\$53,273	\$442,945	\$496,218
713940	Fitness and Recreational Sports Centers	1	10	11	\$35,087	\$373,024	\$408,110
221122	Electric Power Distribution	9	2	11	\$6,294,179	\$1,597,445	\$7,891,623
561612	Security Guards and Patrol Services	7	4	11	\$277,501	\$173,534	\$451,035
621210	Offices of Dentists	0	11	11	\$73	\$1,806,066	\$1,806,140
611110	Elementary and Secondary Schools	0	11	11	\$0	\$733,707	\$733,707
814110	Private Households	0	11	11	\$0	\$289,345	\$289,345
611210	Junior Colleges	0	11	11	\$1,978	\$629,328	\$631,306
811121	Automotive Body, Paint, and Interior Repair and Maintenance	5	5	10	\$607,114	\$685,861	\$1,292,974
441110	New Car Dealers	1	9	10	\$134,081	\$1,287,886	\$1,421,967
425120	Wholesale Trade Agents and Brokers	3	7	10	\$571,742	\$1,230,957	\$1,802,699
532111	Passenger Car Rental	7	3	10	\$1,613,307	\$669,103	\$2,282,410
541219	Other Accounting Services	7	2	9	\$930,613	\$251,543	\$1,182,156
447110	Gasoline Stations with Convenience Stores	0	9	9	\$43,279	\$1,071,475	\$1,114,754
446110	Pharmacies and Drug Stores	0	9	9	\$40,770	\$985,689	\$1,026,460
561330	Professional Employer Organizations	8	1	9	\$814,911	\$67,203	\$882,114
238212	Nonresidential Electrical Contractors and Other Wiring Installation Contractors	7	1	8	\$1,125,763	\$151,001	\$1,276,764
444110	Home Centers	0	8	8	\$35,432	\$948,529	\$983,961
112000	Animal Production (Proprietors)	0	8	8	\$1,557	\$838,855	\$840,412
623210	Residential Intellectual and Developmental Disability Facilities	0	8	8	\$0	\$483,697	\$483,697
524126	Direct Property and Casualty Insurance Carriers	1	7	8	\$339,059	\$2,092,036	\$2,431,095



Annual Impact

NAICS	Industry	Employment			Sales/Output		
		Indirect	Induced	Total Ripple Effects	Indirect	Induced	Total Ripple Effects
238222	Nonresidential Plumbing, Heating, and Air-Conditioning Contractors	6	1	7	\$978,250	\$134,561	\$1,112,811
812320	Drycleaning and Laundry Services (except Coin-Operated)	5	2	7	\$289,076	\$142,503	\$431,579
325412	Pharmaceutical Preparation Manufacturing	0	7	7	\$15	\$3,069,590	\$3,069,606
448140	Family Clothing Stores	0	7	7	\$20,884	\$607,752	\$628,636
492210	Local Messengers and Local Delivery	7	0	7	\$793,115	\$44,460	\$837,575
623311	Continuing Care Retirement Communities	0	7	7	\$0	\$460,227	\$460,227
484121	General Freight Trucking, Long-Distance, Truckload	3	4	7	\$486,291	\$729,529	\$1,215,821
443142	Electronics Stores	0	7	7	\$16,823	\$587,759	\$604,582
326199	All Other Plastics Product Manufacturing	5	2	7	\$1,706,139	\$667,802	\$2,373,941
623312	Assisted Living Facilities for the Elderly	0	7	7	\$0	\$398,281	\$398,281
541613	Marketing Consulting Services	6	1	7	\$1,529,171	\$125,406	\$1,654,578
488510	Freight Transportation Arrangement	6	1	7	\$800,826	\$124,290	\$925,116
335314	Relay and Industrial Control Manufacturing	6	0	7	\$1,403,408	\$25,518	\$1,428,926
624310	Vocational Rehabilitation Services	0	6	6	\$3	\$420,613	\$420,616
722410	Drinking Places (Alcoholic Beverages)	0	6	6	\$19,793	\$279,418	\$299,211
722310	Food Service Contractors	1	6	6	\$33,122	\$361,240	\$394,362
811192	Car Washes	3	3	6	\$417,153	\$469,484	\$886,637
561710	Exterminating and Pest Control Services	5	1	6	\$352,445	\$54,296	\$406,741
333922	Conveyor and Conveying Equipment Manufacturing	6	0	6	\$1,734,011	\$9,562	\$1,743,572
531312	Nonresidential Property Managers	6	0	6	\$4,365,767	\$331,188	\$4,696,955
541810	Advertising Agencies	1	5	6	\$206,666	\$759,927	\$966,592




Annual Impact

NAICS	Industry	Employment			Sales/Output		
		Indirect	Induced	Total Ripple Effects	Indirect	Induced	Total Ripple Effects
562111	Solid Waste Collection	5	1	6	\$901,521	\$169,674	\$1,071,195
493130	Farm Product Warehousing and Storage	6	0	6	\$352,479	\$9,509	\$361,988
713290	Other Gambling Industries	0	6	6	\$0	\$273,375	\$273,375
812112	Beauty Salons	0	5	5	\$1	\$622,938	\$622,939
541618	Other Management Consulting Services	5	0	5	\$738,130	\$77,068	\$815,198
481111	Scheduled Passenger Air Transportation	0	5	5	\$12,391	\$1,108,822	\$1,121,213
111000	Crop Production (Proprietors)	0	5	5	\$8,236	\$498,544	\$506,780
624190	Other Individual and Family Services	0	5	5	\$18	\$238,470	\$238,487
452319	All Other General Merchandise Stores	0	5	5	\$5,641	\$344,759	\$350,400
541213	Tax Preparation Services	4	1	5	\$394,996	\$128,092	\$523,089
541690	Other Scientific and Technical Consulting Services	5	0	5	\$785,735	\$70,592	\$856,327
333318	Other Commercial and Service Industry Machinery Manufacturing	5	0	5	\$891,045	\$40,496	\$931,540
522130	Credit Unions	2	2	5	\$465,287	\$505,487	\$970,774
333924	Industrial Truck, Tractor, Trailer, and Stacker Machinery Manufacturing	5	0	5	\$1,311,315	\$7,362	\$1,318,677
315210	Cut and Sew Apparel Contractors	0	5	5	\$2,884	\$549,519	\$552,403
454110	Electronic Shopping and Mail-Order Houses	0	4	4	\$3,931	\$438,107	\$442,038
541519	Other Computer Related Services	3	1	4	\$500,135	\$168,178	\$668,313
315220	Men's and Boys' Cut and Sew Apparel Manufacturing	0	4	4	\$358	\$331,065	\$331,423
541330	Engineering Services	3	2	4	\$376,219	\$217,886	\$594,105
541512	Computer Systems Design Services	3	1	4	\$589,253	\$173,857	\$763,110
561621	Security Systems Services (except Locksmiths)	3	1	4	\$138,418	\$39,852	\$178,271
448120	Women's Clothing Stores	0	4	4	\$9,038	\$395,954	\$404,992
524114	Direct Health and Medical Insurance Carriers	0	4	4	\$43,872	\$1,483,795	\$1,527,667




Annual Impact

NAICS	Industry	Employment			Sales/Output		
		Indirect	Induced	Total Ripple Effects	Indirect	Induced	Total Ripple Effects
531130	Lessors of Miniwarehouses and Self-Storage Units	4	0	4	\$2,795,512	\$235,915	\$3,031,427
713910	Golf Courses and Country Clubs	0	4	4	\$16,511	\$222,169	\$238,680
541990	All Other Professional, Scientific, and Technical Services	3	1	4	\$338,502	\$128,030	\$466,531
315240	Women's, Girls', and Infants' Cut and Sew Apparel Manufacturing	0	4	4	\$826	\$389,526	\$390,352
713110	Amusement and Theme Parks	0	4	4	\$14	\$166,757	\$166,771
541614	Process, Physical Distribution, and Logistics Consulting Services	4	0	4	\$681,371	\$55,603	\$736,974
423830	Industrial Machinery and Equipment Merchant Wholesalers	1	2	4	\$305,479	\$504,072	\$809,551
621420	Outpatient Mental Health and Substance Abuse Centers	0	4	4	\$249	\$444,918	\$445,167
623220	Residential Mental Health and Substance Abuse Facilities	0	4	4	\$0	\$216,006	\$216,006
524113	Direct Life Insurance Carriers	0	3	4	\$126,726	\$1,128,052	\$1,254,777
451110	Sporting Goods Stores	0	4	4	\$11,341	\$385,779	\$397,120
442110	Furniture Stores	0	4	4	\$6,119	\$296,688	\$302,807
517312	Wireless Telecommunications Carriers (except Satellite)	0	3	4	\$910,149	\$5,874,277	\$6,784,426
523930	Investment Advice	0	3	4	\$97,180	\$948,655	\$1,045,835
813930	Labor Unions and Similar Labor Organizations	1	3	4	\$23,552	\$94,468	\$118,020
561499	All Other Business Support Services	3	1	4	\$178,455	\$35,997	\$214,453
441310	Automotive Parts and Accessories Stores	0	3	3	\$49,872	\$442,798	\$492,670
541513	Computer Facilities Management Services	3	1	3	\$418,671	\$106,293	\$524,963
813410	Civic and Social Organizations	0	3	3	\$53,373	\$317,177	\$370,550



Annual Impact

NAICS	Industry	Employment			Sales/Output		
		Indirect	Induced	Total Ripple Effects	Indirect	Induced	Total Ripple Effects
621340	Offices of Physical, Occupational and Speech Therapists, and Audiologists	0	3	3	\$163	\$483,591	\$483,754
522120	Savings Institutions	2	2	3	\$377,981	\$377,650	\$755,632
333923	Overhead Traveling Crane, Hoist, and Monorail System Manufacturing	3	0	3	\$874,647	\$4,825	\$879,472
444190	Other Building Material Dealers	0	3	3	\$4,558	\$291,831	\$296,388
713990	All Other Amusement and Recreation Industries	0	3	3	\$7,085	\$136,694	\$143,779
221210	Natural Gas Distribution	1	2	3	\$1,016,848	\$1,259,488	\$2,276,336
523920	Portfolio Management	0	3	3	\$25,005	\$745,012	\$770,017
811490	Other Personal and Household Goods Repair and Maintenance	2	1	3	\$623,254	\$176,710	\$799,963
811191	Automotive Oil Change and Lubrication Shops	1	2	3	\$156,736	\$177,193	\$333,929
541820	Public Relations Agencies	1	2	3	\$223,212	\$370,950	\$594,163
238912	Nonresidential Site Preparation Contractors	3	0	3	\$396,003	\$54,761	\$450,765
812332	Industrial Launderers	2	1	3	\$122,534	\$71,272	\$193,807
523120	Securities Brokerage	1	2	3	\$254,490	\$528,557	\$783,046
524210	Insurance Agencies and Brokerages	0	3	3	\$49,050	\$441,346	\$490,396
561790	Other Services to Buildings and Dwellings	2	0	3	\$273,789	\$40,588	\$314,376
511120	Periodical Publishers	1	2	3	\$105,180	\$196,229	\$301,409
311611	Animal (except Poultry) Slaughtering	0	3	3	\$116	\$564,206	\$564,322
332710	Machine Shops	2	1	3	\$408,336	\$164,951	\$573,286
484220	Specialized Freight (except Used Goods) Trucking, Local	1	2	3	\$196,667	\$300,997	\$497,664
621910	Ambulance Services	0	3	3	\$124	\$303,107	\$303,231
621498	All Other Outpatient Care Centers	0	3	3	\$16	\$290,134	\$290,150
484110	General Freight Trucking, Local	1	2	3	\$216,026	\$326,241	\$542,266
442299	All Other Home Furnishings Stores	0	3	3	\$7,973	\$223,260	\$231,233



Annual Impact

NAICS	Industry	Employment			Sales/Output		
		Indirect	Induced	Total Ripple Effects	Indirect	Induced	Total Ripple Effects
424490	Other Grocery and Related Products Merchant Wholesalers	1	2	3	\$233,604	\$369,315	\$602,919
562910	Remediation Services	2	0	3	\$317,676	\$76,852	\$394,528
623990	Other Residential Care Facilities	0	3	3	\$0	\$173,845	\$173,845
561740	Carpet and Upholstery Cleaning Services	2	0	3	\$164,429	\$27,421	\$191,850
322211	Corrugated and Solid Fiber Box Manufacturing	2	0	2	\$706,511	\$173,930	\$880,441
238992	All Other Nonresidential Specialty Trade Contractors	2	0	2	\$330,840	\$47,238	\$378,078
921140	Executive and Legislative Offices, Combined	1	1	2	\$209,572	\$234,979	\$444,551
448210	Shoe Stores	0	2	2	\$9,558	\$275,748	\$285,307
323111	Commercial Printing (except Screen and Books)	1	2	2	\$174,105	\$279,938	\$454,042
621492	Kidney Dialysis Centers	0	2	2	\$104	\$213,247	\$213,352
811219	Other Electronic and Precision Equipment Repair and Maintenance	2	0	2	\$599,757	\$76,155	\$675,912
561920	Convention and Trade Show Organizers	2	0	2	\$251,785	\$19,029	\$270,814
453310	Used Merchandise Stores	0	2	2	\$9,365	\$226,099	\$235,465
532120	Truck, Utility Trailer, and RV (Recreational Vehicle) Rental and Leasing	2	1	2	\$865,819	\$346,738	\$1,212,557
624110	Child and Youth Services	0	2	2	\$8	\$107,993	\$108,001
531390	Other Activities Related to Real Estate	2	0	2	\$2,905,326	\$207,395	\$3,112,721
722320	Caterers	0	2	2	\$12,679	\$131,566	\$144,245
453220	Gift, Novelty, and Souvenir Stores	0	2	2	\$4,831	\$226,757	\$231,588
238292	Other Nonresidential Building Equipment Contractors	2	0	2	\$232,992	\$32,995	\$265,987
423450	Medical, Dental, and Hospital Equipment	1	1	2	\$142,979	\$274,001	\$416,980



Annual Impact

NAICS	Industry	Employment			Sales/Output		
		Indirect	Induced	Total Ripple Effects	Indirect	Induced	Total Ripple Effects
	and Supplies Merchant Wholesalers						
445120	Convenience Stores	0	2	2	\$246	\$139,449	\$139,696
446120	Cosmetics, Beauty Supplies, and Perfume Stores	0	2	2	\$6,638	\$179,936	\$186,573
811212	Computer and Office Machine Repair and Maintenance	2	0	2	\$431,246	\$72,979	\$504,225
621511	Medical Laboratories	0	2	2	\$29	\$416,132	\$416,161
711110	Theater Companies and Dinner Theaters	0	2	2	\$6,025	\$209,030	\$215,054
485410	School and Employee Bus Transportation	0	2	2	\$30,486	\$199,540	\$230,027
541612	Human Resources Consulting Services	2	0	2	\$331,027	\$33,386	\$364,414
484122	General Freight Trucking, Long-Distance, Less Than Truckload	1	1	2	\$214,744	\$322,873	\$537,618
339910	Jewelry and Silverware Manufacturing	0	2	2	\$736	\$387,883	\$388,619
621493	Freestanding Ambulatory Surgical and Emergency Centers	0	2	2	\$33	\$239,088	\$239,120
424210	Drugs and Druggists' Sundries Merchant Wholesalers	1	1	2	\$183,215	\$305,265	\$488,480
316998	All Other Leather Good and Allied Product Manufacturing	0	2	2	\$2,004	\$214,415	\$216,420
482110	Rail Transportation (non-covered)	1	1	2	\$152,515	\$246,529	\$399,043
339930	Doll, Toy, and Game Manufacturing	0	2	2	\$32	\$287,251	\$287,283
722514	Cafeterias, Grill Buffets, and Buffets	0	2	2	\$16,828	\$112,106	\$128,934
339999	All Other Miscellaneous Manufacturing	1	1	2	\$231,844	\$148,201	\$380,045
811412	Appliance Repair and Maintenance	2	0	2	\$415,275	\$122,770	\$538,045
561210	Facilities Support Services	2	0	2	\$327,461	\$56,600	\$384,062
561611	Investigation Services	2	0	2	\$70,130	\$16,103	\$86,233
517911	Telecommunications Resellers	1	1	2	\$319,877	\$508,417	\$828,294




Annual Impact

NAICS	Industry	Employment			Sales/Output		
		Indirect	Induced	Total Ripple Effects	Indirect	Induced	Total Ripple Effects
336390	Other Motor Vehicle Parts Manufacturing	1	1	2	\$929,301	\$407,515	\$1,336,816
541940	Veterinary Services	0	2	2	\$354	\$379,371	\$379,726
441320	Tire Dealers	0	2	2	\$23,736	\$223,653	\$247,389
488410	Motor Vehicle Towing	2	0	2	\$379,156	\$59,227	\$438,383
532412	Construction, Mining, and Forestry Machinery and Equipment Rental and Leasing	1	0	2	\$709,951	\$171,492	\$881,443
333511	Industrial Mold Manufacturing	2	0	2	\$259,241	\$1,777	\$261,018
811420	Reupholstery and Furniture Repair	1	0	2	\$311,390	\$92,475	\$403,865
812310	Coin-Operated Laundries and Drycleaners	1	1	2	\$75,624	\$42,065	\$117,689
453210	Office Supplies and Stationery Stores	0	2	2	\$4,916	\$181,729	\$186,645
221310	Water Supply and Irrigation Systems	0	1	2	\$133,096	\$398,370	\$531,466
611710	Educational Support Services	0	2	2	\$2,645	\$207,220	\$209,864
221113	Nuclear Electric Power Generation	1	0	2	\$1,298,112	\$324,069	\$1,622,181
424410	General Line Grocery Merchant Wholesalers	0	1	2	\$106,577	\$323,131	\$429,709
562212	Solid Waste Landfill	1	0	2	\$187,630	\$61,127	\$248,757
813910	Business Associations	0	1	2	\$24,427	\$97,420	\$121,848
423610	Electrical Apparatus and Equipment, Wiring Supplies, and Related Equipment Merchant Wholesalers	1	1	2	\$123,873	\$223,233	\$347,106
445310	Beer, Wine, and Liquor Stores	0	2	2	\$401	\$139,689	\$140,090
531320	Offices of Real Estate Appraisers	2	0	2	\$2,061,627	\$162,270	\$2,223,897
711130	Musical Groups and Artists	0	2	2	\$8,727	\$115,711	\$124,438
444130	Hardware Stores	0	2	2	\$5,101	\$199,339	\$204,440
522298	All Other Nondepository Credit Intermediation	1	1	2	\$70,251	\$123,637	\$193,888
811118	Other Automotive Mechanical and Electrical Repair and Maintenance	1	1	2	\$80,421	\$90,930	\$171,351




Annual Impact

NAICS	Industry	Employment			Sales/Output		
		Indirect	Induced	Total Ripple Effects	Indirect	Induced	Total Ripple Effects
813319	Other Social Advocacy Organizations	0	2	2	\$63	\$185,513	\$185,576
311811	Retail Bakeries	0	2	2	\$1,479	\$234,365	\$235,844
451120	Hobby, Toy, and Game Stores	0	2	2	\$10,020	\$231,409	\$241,429
712110	Museums	0	2	2	\$0	\$93,548	\$93,548
424910	Farm Supplies Merchant Wholesalers	1	1	2	\$101,328	\$173,347	\$274,675
312120	Breweries	0	2	2	\$4,507	\$449,106	\$453,613
484230	Specialized Freight (except Used Goods) Trucking, Long-Distance	1	1	2	\$139,486	\$201,401	\$340,887
561510	Travel Agencies	1	1	2	\$130,484	\$149,945	\$280,429
621320	Offices of Optometrists	0	2	2	\$84	\$181,548	\$181,633
325620	Toilet Preparation Manufacturing	0	2	2	\$4,801	\$664,649	\$669,450
453998	All Other Miscellaneous Store Retailers (except Tobacco Stores)	0	2	2	\$5,803	\$170,774	\$176,577
332912	Fluid Power Valve and Hose Fitting Manufacturing	1	0	2	\$212,462	\$37,912	\$250,375
611691	Exam Preparation and Tutoring	0	2	2	\$1,150	\$121,820	\$122,970
561422	Telemarketing Bureaus and Other Contact Centers	1	1	2	\$99,326	\$73,573	\$172,900
311812	Commercial Bakeries	0	2	2	\$4,374	\$410,798	\$415,172
512110	Motion Picture and Video Production	0	2	2	\$5,497	\$229,752	\$235,249
448310	Jewelry Stores	0	2	2	\$4,720	\$166,914	\$171,634
423510	Metal Service Centers and Other Metal Merchant Wholesalers	1	1	2	\$119,373	\$198,897	\$318,270
423430	Computer and Computer Peripheral Equipment and Software Merchant Wholesalers	0	1	2	\$18,951	\$286,124	\$305,076
321920	Wood Container and Pallet Manufacturing	1	0	2	\$197,386	\$65,114	\$262,500
812199	Other Personal Care Services	0	2	2	\$0	\$157,413	\$157,413
448190	Other Clothing Stores	0	1	1	\$5,987	\$161,983	\$167,969




Annual Impact

NAICS	Industry	Employment			Sales/Output		
		Indirect	Induced	Total Ripple Effects	Indirect	Induced	Total Ripple Effects
444220	Nursery, Garden Center, and Farm Supply Stores	0	1	1	\$5,046	\$160,480	\$165,526
423110	Automobile and Other Motor Vehicle Merchant Wholesalers	1	1	1	\$95,828	\$171,131	\$266,959
561410	Document Preparation Services	1	0	1	\$98,871	\$17,514	\$116,385
441120	Used Car Dealers	0	1	1	\$20,147	\$179,489	\$199,636
812210	Funeral Homes and Funeral Services	0	1	1	\$0	\$218,781	\$218,781
532289	All Other Consumer Goods Rental	1	1	1	\$179,209	\$123,235	\$302,444
611610	Fine Arts Schools	0	1	1	\$1,994	\$116,316	\$118,309
541910	Marketing Research and Public Opinion Polling	1	1	1	\$126,512	\$81,898	\$208,410
813990	Other Similar Organizations (except Business, Professional, Labor, and Political Organizations)	0	1	1	\$4,458	\$80,754	\$85,212
541850	Outdoor Advertising	0	1	1	\$84,042	\$187,994	\$272,036
337122	Nonupholstered Wood Household Furniture Manufacturing	0	1	1	\$3,119	\$225,210	\$228,330
447190	Other Gasoline Stations	0	1	1	\$2,991	\$144,229	\$147,221
811122	Automotive Glass Replacement Shops	1	1	1	\$74,763	\$84,865	\$159,627
532490	Other Commercial and Industrial Machinery and Equipment Rental and Leasing	1	0	1	\$528,205	\$107,444	\$635,649
562211	Hazardous Waste Treatment and Disposal	1	0	1	\$260,007	\$54,076	\$314,083
453910	Pet and Pet Supplies Stores	0	1	1	\$5,547	\$157,810	\$163,357
332812	Metal Coating, Engraving (except Jewelry and Silverware), and Allied Services to Manufacturers	1	0	1	\$126,645	\$72,031	\$198,676
611620	Sports and Recreation Instruction	0	1	1	\$1,944	\$146,430	\$148,374
511130	Book Publishers	0	1	1	\$6,748	\$277,334	\$284,082




Annual Impact

NAICS	Industry	Employment			Sales/Output		
		Indirect	Induced	Total Ripple Effects	Indirect	Induced	Total Ripple Effects
316110	Leather and Hide Tanning and Finishing	0	1	1	\$283	\$86,882	\$87,165
424690	Other Chemical and Allied Products Merchant Wholesalers	0	1	1	\$88,311	\$158,463	\$246,774
611519	Other Technical and Trade Schools	0	1	1	\$580	\$119,768	\$120,348
312111	Soft Drink Manufacturing	0	1	1	\$4,025	\$541,592	\$545,616
812910	Pet Care (except Veterinary) Services	0	1	1	\$10,977	\$249,393	\$260,370
424810	Beer and Ale Merchant Wholesalers	0	1	1	\$104,150	\$171,134	\$275,285
448150	Clothing Accessories Stores	0	1	1	\$2,549	\$86,184	\$88,733
333413	Industrial and Commercial Fan and Blower and Air Purification Equipment Manufacturing	1	0	1	\$304,063	\$7,002	\$311,065
541310	Architectural Services	1	0	1	\$165,679	\$68,660	\$234,338
423120	Motor Vehicle Supplies and New Parts Merchant Wholesalers	0	1	1	\$133,657	\$242,624	\$376,280
813311	Human Rights Organizations	0	1	1	\$34	\$92,571	\$92,606
621310	Offices of Chiropractors	0	1	1	\$63	\$188,517	\$188,580
448130	Children's and Infants' Clothing Stores	0	1	1	\$3,175	\$106,125	\$109,300
813920	Professional Organizations	0	1	1	\$5,960	\$64,100	\$70,060
423930	Recyclable Material Merchant Wholesalers	0	1	1	\$120,657	\$193,697	\$314,354
445299	All Other Specialty Food Stores	0	1	1	\$13	\$71,144	\$71,158
451211	Book Stores	0	1	1	\$2,760	\$113,340	\$116,100
332911	Industrial Valve Manufacturing	1	0	1	\$154,635	\$27,591	\$182,226
811213	Communication Equipment Repair and Maintenance	1	0	1	\$141,093	\$31,852	\$172,946
711211	Sports Teams and Clubs	0	1	1	\$3,406	\$177,543	\$180,950
336350	Motor Vehicle Transmission and	0	1	1	\$85,771	\$356,815	\$442,586



Annual Impact

NAICS	Industry	Employment			Sales/Output		
		Indirect	Induced	Total Ripple Effects	Indirect	Induced	Total Ripple Effects
	Power Train Parts Manufacturing						
238162	Nonresidential Roofing Contractors	1	0	1	\$193,789	\$27,208	\$220,997
238312	Nonresidential Drywall and Insulation Contractors	1	0	1	\$143,665	\$20,462	\$164,127
315280	Other Cut and Sew Apparel Manufacturing	0	1	1	\$2,235	\$177,130	\$179,365
813211	Grantmaking Foundations	0	1	1	\$55	\$111,046	\$111,101
111219	Other Vegetable (except Potato) and Melon Farming	0	1	1	\$56	\$166,987	\$167,044
238112	Nonresidential Poured Concrete Foundation and Structure Contractors	1	0	1	\$184,666	\$24,923	\$209,589
315990	Apparel Accessories and Other Apparel Manufacturing	0	1	1	\$391	\$148,669	\$149,060
541890	Other Services Related to Advertising	0	1	1	\$36,826	\$173,584	\$210,410
337121	Upholstered Household Furniture Manufacturing	0	1	1	\$1,677	\$167,655	\$169,332
311919	Other Snack Food Manufacturing	0	1	1	\$53	\$248,995	\$249,048
311421	Fruit and Vegetable Canning	0	1	1	\$2,423	\$369,482	\$371,905
454310	Fuel Dealers	0	1	1	\$3,854	\$105,307	\$109,161
621330	Offices of Mental Health Practitioners (except Physicians)	0	1	1	\$20	\$103,894	\$103,914
423310	Lumber, Plywood, Millwork, and Wood Panel Merchant Wholesalers	0	1	1	\$77,245	\$139,862	\$217,106
541430	Graphic Design Services	1	0	1	\$122,826	\$92,378	\$215,204
442210	Floor Covering Stores	0	1	1	\$1,672	\$92,311	\$93,982
238221	Residential Plumbing, Heating, and Air-Conditioning Contractors	0	1	1	\$185	\$190,845	\$191,030
812990	All Other Personal Services	0	1	1	\$8,153	\$162,479	\$170,632
424990	Other Miscellaneous Nondurable Goods	0	1	1	\$80,617	\$134,658	\$215,275




Annual Impact

NAICS	Industry	Employment			Sales/Output		
		Indirect	Induced	Total Ripple Effects	Indirect	Induced	Total Ripple Effects
	Merchant Wholesalers						
811198	All Other Automotive Repair and Maintenance	0	1	1	\$54,326	\$61,599	\$115,924
423690	Other Electronic Parts and Equipment Merchant Wholesalers	0	1	1	\$67,251	\$199,218	\$266,469
423840	Industrial Supplies Merchant Wholesalers	0	1	1	\$93,386	\$146,720	\$240,106
621991	Blood and Organ Banks	0	1	1	\$31	\$115,690	\$115,721
561431	Private Mail Centers	1	0	1	\$66,741	\$16,005	\$82,746
813312	Environment, Conservation and Wildlife Organizations	0	1	1	\$10	\$108,664	\$108,674
624221	Temporary Shelters	0	1	1	\$1	\$75,505	\$75,505
621512	Diagnostic Imaging Centers	0	1	1	\$27	\$169,289	\$169,316
532282	Video Tape and Disc Rental	1	0	1	\$65,161	\$43,811	\$108,971
238142	Nonresidential Masonry Contractors	1	0	1	\$136,077	\$17,960	\$154,037
424330	Women's, Children's, and Infants' Clothing and Accessories Merchant Wholesalers	0	1	1	\$59,019	\$106,239	\$165,258
562991	Septic Tank and Related Services	1	0	1	\$165,593	\$34,439	\$200,032
811113	Automotive Transmission Repair	0	0	1	\$51,479	\$58,003	\$109,482
238122	Nonresidential Structural Steel and Precast Concrete Contractors	1	0	1	\$129,656	\$18,109	\$147,765
561312	Executive Search Services	1	0	1	\$109,077	\$8,179	\$117,256
522390	Other Activities Related to Credit Intermediation	0	1	1	\$76,705	\$121,546	\$198,251
541410	Interior Design Services	1	0	1	\$75,519	\$53,878	\$129,397
454390	Other Direct Selling Establishments	0	1	1	\$2,485	\$80,861	\$83,345
446130	Optical Goods Stores	0	1	1	\$3,371	\$97,491	\$100,862
488991	Packing and Crating	1	0	1	\$107,071	\$13,848	\$120,919




Annual Impact

NAICS	Industry	Employment			Sales/Output		
		Indirect	Induced	Total Ripple Effects	Indirect	Induced	Total Ripple Effects
339920	Sporting and Athletic Goods Manufacturing	0	1	1	\$528	\$210,382	\$210,910
561599	All Other Travel Arrangement and Reservation Services	0	1	1	\$33,051	\$125,670	\$158,720
922140	Correctional Institutions	0	0	1	\$59,846	\$69,190	\$129,036
332999	All Other Miscellaneous Fabricated Metal Product Manufacturing	0	0	1	\$61,225	\$74,388	\$135,613
423420	Office Equipment Merchant Wholesalers	0	1	1	\$64,734	\$129,027	\$193,761
532283	Home Health Equipment Rental	1	0	1	\$128,733	\$87,066	\$215,799
711510	Independent Artists, Writers, and Performers	0	0	1	\$157,323	\$179,166	\$336,489
522291	Consumer Lending	0	1	1	\$66,869	\$117,271	\$184,140
524127	Direct Title Insurance Carriers	0	1	1	\$62,853	\$268,976	\$331,829
541921	Photography Studios, Portrait	0	1	1	\$33,691	\$121,131	\$154,822
562219	Other Nonhazardous Waste Treatment and Disposal	1	0	1	\$153,638	\$31,960	\$185,598
621112	Offices of Physicians, Mental Health Specialists	0	1	1	\$5	\$129,447	\$129,452
519120	Libraries and Archives	0	1	1	\$932	\$222,483	\$223,416
423720	Plumbing and Heating Equipment and Supplies (Hydronics) Merchant Wholesalers	0	1	1	\$59,609	\$125,145	\$184,754
512131	Motion Picture Theaters (except Drive-Ins)	0	1	1	\$11,207	\$162,986	\$174,193
238322	Nonresidential Painting and Wall Covering Contractors	1	0	1	\$170,573	\$24,040	\$194,613
511210	Software Publishers	0	1	1	\$12,672	\$355,950	\$368,623
312130	Wineries	0	1	1	\$160	\$238,545	\$238,705
523110	Investment Banking and Securities Dealing	0	1	1	\$30,260	\$221,693	\$251,953
711310	Promoters of Performing Arts,	0	1	1	\$66,447	\$121,510	\$187,957



Annual Impact

NAICS	Industry	Employment			Sales/Output		
		Indirect	Induced	Total Ripple Effects	Indirect	Induced	Total Ripple Effects
	Sports, and Similar Events with Facilities						
453110	Florists	0	1	1	\$1,900	\$85,918	\$87,818
443141	Household Appliance Stores	0	1	1	\$856	\$78,419	\$79,276
423710	Hardware Merchant Wholesalers	0	1	1	\$80,220	\$129,663	\$209,883
111421	Nursery and Tree Production	0	1	1	\$1,984	\$82,205	\$84,189
712130	Zoos and Botanical Gardens	0	1	1	\$0	\$37,846	\$37,846
561622	Locksmiths	1	0	1	\$31,131	\$7,530	\$38,661
424720	Petroleum and Petroleum Products Merchant Wholesalers (except Bulk Stations and Terminals)	0	0	1	\$69,498	\$112,427	\$181,925
611699	All Other Miscellaneous Schools and Instruction	0	1	1	\$572	\$76,464	\$77,036
811211	Consumer Electronics Repair and Maintenance	1	0	1	\$114,282	\$19,530	\$133,811
423990	Other Miscellaneous Durable Goods Merchant Wholesalers	0	0	1	\$70,062	\$114,828	\$184,890
485310	Taxi Service	0	1	1	\$5,300	\$29,299	\$34,599
488190	Other Support Activities for Air Transportation	0	0	1	\$62,650	\$45,643	\$108,293
423910	Sporting and Recreational Goods and Supplies Merchant Wholesalers	0	0	1	\$45,221	\$76,816	\$122,037
322220	Paper Bag and Coated and Treated Paper Manufacturing	1	0	1	\$210,327	\$113,259	\$323,587
445210	Meat Markets	0	1	1	\$7	\$45,021	\$45,028
332813	Electroplating, Plating, Polishing, Anodizing, and Coloring	0	0	1	\$134,435	\$77,621	\$212,055
713950	Bowling Centers	0	1	1	\$3,113	\$41,974	\$45,086
562920	Materials Recovery Facilities	1	0	1	\$133,068	\$27,354	\$160,422
314120	Curtain and Linen Mills	0	1	1	\$4,538	\$190,127	\$194,665
541370	Surveying and Mapping (except	1	0	1	\$77,604	\$26,671	\$104,275



Annual Impact

NAICS	Industry	Employment			Sales/Output		
		Indirect	Induced	Total Ripple Effects	Indirect	Induced	Total Ripple Effects
	Geophysical Services						
336310	Motor Vehicle Gasoline Engine and Engine Parts Manufacturing	0	1	1	\$30,350	\$250,255	\$280,605
532310	General Rental Centers	0	0	1	\$140,294	\$94,344	\$234,638
446191	Food (Health) Supplement Stores	0	1	1	\$1,558	\$66,813	\$68,371
311710	Seafood Product Preparation and Packaging	0	1	1	\$10,289	\$175,305	\$185,595
484210	Used Household and Office Goods Moving	0	1	1	\$6,263	\$106,654	\$112,918
485991	Special Needs Transportation	0	1	1	\$5,628	\$50,832	\$56,459
424820	Wine and Distilled Alcoholic Beverage Merchant Wholesalers	0	1	1	\$10,565	\$102,122	\$112,687
488119	Other Airport Operations	0	0	1	\$16,490	\$40,263	\$56,753
522292	Real Estate Credit	0	1	1	\$65,600	\$209,815	\$275,415
611430	Professional and Management Development Training	0	1	1	\$611	\$66,151	\$66,762
332312	Fabricated Structural Metal Manufacturing	0	0	1	\$84,768	\$46,247	\$131,014
445230	Fruit and Vegetable Markets	0	1	1	\$14	\$37,333	\$37,347
813219	Other Grantmaking and Giving Services	0	1	1	\$36	\$68,318	\$68,354
339113	Surgical Appliance and Supplies Manufacturing	0	1	1	\$5,935	\$163,537	\$169,472
448110	Men's Clothing Stores	0	1	1	\$2,361	\$70,245	\$72,606
711410	Agents and Managers for Artists, Athletes, Entertainers, and Other Public Figures	0	0	1	\$57,518	\$33,976	\$91,493
325612	Polish and Other Sanitation Good Manufacturing	0	1	1	\$57,459	\$232,585	\$290,044
423820	Farm and Garden Machinery and Equipment Merchant Wholesalers	0	1	1	\$30,629	\$140,921	\$171,550
522220	Sales Financing	0	1	1	\$22,225	\$81,933	\$104,158



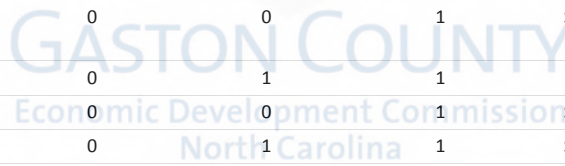
Annual Impact

NAICS	Industry	Employment			Sales/Output		
		Indirect	Induced	Total Ripple Effects	Indirect	Induced	Total Ripple Effects
511110	Newspaper Publishers	0	1	1	\$9,776	\$132,949	\$142,725
332510	Hardware Manufacturing	0	0	1	\$92,987	\$78,191	\$171,178
238211	Residential Electrical Contractors and Other Wiring Installation Contractors	0	1	1	\$91	\$96,460	\$96,550
322219	Other Paperboard Container Manufacturing	0	0	1	\$210,110	\$58,256	\$268,367
423730	Warm Air Heating and Air-Conditioning Equipment and Supplies Merchant Wholesalers	0	0	1	\$46,241	\$84,330	\$130,571
813212	Voluntary Health Organizations	0	1	1	\$5	\$73,106	\$73,110
541620	Environmental Consulting Services	1	0	1	\$104,082	\$14,864	\$118,946
424480	Fresh Fruit and Vegetable Merchant Wholesalers	0	1	1	\$8,801	\$114,505	\$123,306
811112	Automotive Exhaust System Repair	0	0	1	\$31,666	\$35,189	\$66,855
561910	Packaging and Labeling Services	1	0	1	\$58,146	\$9,325	\$67,471
313210	Broadwoven Fabric Mills	0	1	1	\$9,756	\$152,452	\$162,208
541930	Translation and Interpretation Services	0	0	1	\$61,087	\$24,171	\$85,258
334418	Printed Circuit Assembly (Electronic Assembly) Manufacturing	0	0	1	\$113,516	\$79,084	\$192,600
624229	Other Community Housing Services	0	1	1	\$0	\$40,833	\$40,834
423440	Other Commercial Equipment Merchant Wholesalers	0	0	1	\$45,862	\$77,608	\$123,470
621999	All Other Miscellaneous Ambulatory Health Care Services	0	1	1	\$110	\$77,966	\$78,076
332322	Sheet Metal Work Manufacturing	0	0	1	\$90,571	\$57,351	\$147,922
624210	Community Food Services	0	1	1	\$0	\$38,963	\$38,963
327215	Glass Product Manufacturing Made of Purchased Glass	0	0	1	\$27,414	\$111,684	\$139,098



Annual Impact

NAICS	Industry	Employment			Sales/Output		
		Indirect	Induced	Total Ripple Effects	Indirect	Induced	Total Ripple Effects
323113	Commercial Screen Printing	0	0	1	\$33,053	\$52,472	\$85,525
811411	Home and Garden Equipment Repair and Maintenance	0	0	1	\$97,063	\$28,693	\$125,756
113310	Logging	0	0	1	\$5,752	\$42,006	\$47,758
926120	Regulation and Administration of Transportation Programs	0	0	1	\$31,679	\$40,182	\$71,862
488490	Other Support Activities for Road Transportation	0	0	1	\$49,657	\$26,688	\$76,346
336340	Motor Vehicle Brake System Manufacturing	0	0	1	\$191,817	\$90,769	\$282,586
812113	Nail Salons	0	1	1	\$0	\$96,848	\$96,848
332216	Saw Blade and Handtool Manufacturing	0	0	1	\$29,817	\$89,535	\$119,352
423220	Home Furnishing Merchant Wholesalers	0	0	1	\$33,972	\$80,278	\$114,250
321991	Manufactured Home (Mobile Home) Manufacturing	0	0	1	\$73,899	\$24,613	\$98,512
424510	Grain and Field Bean Merchant Wholesalers	0	0	1	\$2,948	\$60,180	\$63,127
611512	Flight Training	0	1	1	\$86	\$21,950	\$22,036
453991	Tobacco Stores	0	0	1	\$1,895	\$47,303	\$49,198
312140	Distilleries	0	1	1	\$4,086	\$196,853	\$200,938
444120	Paint and Wallpaper Stores	0	0	1	\$2,001	\$51,245	\$53,246
524292	Third Party Administration of Insurance and Pension Funds	0	0	1	\$8,727	\$84,776	\$93,502
114111	Finfish Fishing	0	0	1	\$1,526	\$63,771	\$65,297
441228	Motorcycle, ATV, and All Other Motor Vehicle Dealers	0	0	1	\$8,540	\$89,371	\$97,911
541870	Advertising Material Distribution Services	0	0	1	\$25,612	\$61,768	\$87,380
321999	All Other Miscellaneous Wood Product Manufacturing	0	0	1	\$75,410	\$23,563	\$98,974
339940	Office Supplies (except Paper) Manufacturing	0	0	0	\$88,311	\$42,046	\$130,357
424920	Book, Periodical, and Newspaper	0	0	0	\$45,490	\$72,802	\$118,293



Annual Impact

NAICS	Industry	Employment			Sales/Output		
		Indirect	Induced	Total Ripple Effects	Indirect	Induced	Total Ripple Effects
	Merchant Wholesalers						
313310	Textile and Fabric Finishing Mills	0	0	0	\$14,414	\$126,249	\$140,663
621410	Family Planning Centers	0	0	0	\$22	\$43,122	\$43,144
923120	Administration of Public Health Programs	0	0	0	\$30,111	\$34,578	\$64,689
423850	Service Establishment Equipment and Supplies Merchant Wholesalers	0	0	0	\$44,727	\$80,397	\$125,125
532112	Passenger Car Leasing	0	0	0	\$122,147	\$48,852	\$171,000
423320	Brick, Stone, and Related Construction Material Merchant Wholesalers	0	0	0	\$31,047	\$71,626	\$102,673
311942	Spice and Extract Manufacturing	0	0	0	\$124	\$102,862	\$102,987
446199	All Other Health and Personal Care Stores	0	0	0	\$3,508	\$79,785	\$83,293
624230	Emergency and Other Relief Services	0	0	0	\$0	\$31,412	\$31,412
711320	Promoters of Performing Arts, Sports, and Similar Events without Facilities	0	0	0	\$35,139	\$37,630	\$72,770
337110	Wood Kitchen Cabinet and Countertop Manufacturing	0	0	0	\$18,805	\$57,271	\$76,076
336612	Boat Building	0	0	0	\$2	\$80,626	\$80,628
311941	Mayonnaise, Dressing, and Other Prepared Sauce Manufacturing	0	0	0	\$116	\$66,379	\$66,495
454210	Vending Machine Operators	0	0	0	\$337	\$50,439	\$50,776
519130	Internet Publishing and Broadcasting and Web Search Portals	0	0	0	\$14,235	\$204,810	\$219,046
311352	Confectionery Manufacturing from Purchased Chocolate	0	0	0	\$18	\$174,989	\$175,007
485320	Limousine Service	0	0	0	\$9,243	\$37,114	\$46,357
311991	Perishable Prepared Food Manufacturing	0	0	0	\$967	\$172,922	\$173,889



Annual Impact

NAICS	Industry	Employment			Sales/Output		
		Indirect	Induced	Total Ripple Effects	Indirect	Induced	Total Ripple Effects
238352	Nonresidential Finish Carpentry Contractors	0	0	0	\$66,822	\$9,366	\$76,188
523910	Miscellaneous Intermediation	0	0	0	\$8,143	\$122,448	\$130,591
424450	Confectionery Merchant Wholesalers	0	0	0	\$24,265	\$73,317	\$97,583
423330	Roofing, Siding, and Insulation Material Merchant Wholesalers	0	0	0	\$34,057	\$53,496	\$87,553
621399	Offices of All Other Miscellaneous Health Practitioners	0	0	0	\$30	\$131,053	\$131,082
327991	Cut Stone and Stone Product Manufacturing	0	0	0	\$101	\$57,091	\$57,192
451140	Musical Instrument and Supplies Stores	0	0	0	\$338	\$42,611	\$42,949
551112	Offices of Other Holding Companies	0	0	0	\$40,288	\$60,087	\$100,375
518210	Data Processing, Hosting, and Related Services	0	0	0	\$107,593	\$151,297	\$258,890
488330	Navigational Services to Shipping	0	0	0	\$7,664	\$9,656	\$17,320
611511	Cosmetology and Barber Schools	0	0	0	\$639	\$30,416	\$31,055
112120	Dairy Cattle and Milk Production	0	0	0	\$11	\$81,852	\$81,863
424130	Industrial and Personal Service Paper Merchant Wholesalers	0	0	0	\$8,262	\$75,961	\$84,222
311821	Cookie and Cracker Manufacturing	0	0	0	\$568	\$146,736	\$147,305
444210	Outdoor Power Equipment Stores	0	0	0	\$1,743	\$41,993	\$43,736
335313	Switchgear and Switchboard Apparatus Manufacturing	0	0	0	\$68,676	\$32,253	\$100,929
423940	Jewelry, Watch, Precious Stone, and Precious Metal Merchant Wholesalers	0	0	0	\$12,317	\$59,038	\$71,355
333612	Speed Changer, Industrial High-Speed Drive, and Gear Manufacturing	0	0	0	\$131,813	\$18,966	\$150,780
621391	Offices of Podiatrists	0	0	0	\$23	\$53,096	\$53,119




Annual Impact

NAICS	Industry	Employment			Sales/Output		
		Indirect	Induced	Total Ripple Effects	Indirect	Induced	Total Ripple Effects
541320	Landscape Architectural Services	0	0	0	\$49,747	\$17,198	\$66,945
111333	Strawberry Farming	0	0	0	\$0	\$34,964	\$34,964
325611	Soap and Other Detergent Manufacturing	0	0	0	\$22,211	\$226,336	\$248,546
321113	Sawmills	0	0	0	\$37,876	\$49,792	\$87,667
721214	Recreational and Vacation Camps (except Campgrounds)	0	0	0	\$9,534	\$32,326	\$41,860
313230	Nonwoven Fabric Mills	0	0	0	\$6,591	\$67,764	\$74,355
713930	Marinas	0	0	0	\$316	\$19,843	\$20,160
333249	Other Industrial Machinery Manufacturing	0	0	0	\$78,730	\$14,866	\$93,596
541860	Direct Mail Advertising	0	0	0	\$12,302	\$76,954	\$89,256
711212	Racetracks	0	0	0	\$4,387	\$85,658	\$90,045
441222	Boat Dealers	0	0	0	\$3,387	\$40,172	\$43,559
423210	Furniture Merchant Wholesalers	0	0	0	\$10,424	\$58,921	\$69,346
325510	Paint and Coating Manufacturing	0	0	0	\$185,136	\$66,722	\$251,858
325991	Custom Compounding of Purchased Resins	0	0	0	\$154,408	\$37,042	\$191,450
441210	Recreational Vehicle Dealers	0	0	0	\$4,224	\$43,230	\$47,454
339992	Musical Instrument Manufacturing	0	0	0	\$42,973	\$28,673	\$71,646
561439	Other Business Service Centers (including Copy Shops)	0	0	0	\$13,788	\$10,262	\$24,050
812220	Cemeteries and Crematories	0	0	0	\$0	\$70,643	\$70,643
453920	Art Dealers	0	0	0	\$440	\$23,689	\$24,130
561520	Tour Operators	0	0	0	\$7,608	\$42,002	\$49,610
423140	Motor Vehicle Parts (Used) Merchant Wholesalers	0	0	0	\$22,073	\$36,940	\$59,013
332613	Spring Manufacturing	0	0	0	\$46,804	\$13,102	\$59,906
812191	Diet and Weight Reducing Centers	0	0	0	\$0	\$38,808	\$38,808
711190	Other Performing Arts Companies	0	0	0	\$846	\$21,940	\$22,786
531190	Lessors of Other Real Estate Property	0	0	0	\$296,462	\$34,085	\$330,547
425110	Business to Business Electronic Markets	0	0	0	\$20,708	\$50,656	\$71,364



Annual Impact

NAICS	Industry	Employment			Sales/Output		
		Indirect	Induced	Total Ripple Effects	Indirect	Induced	Total Ripple Effects
525990	Other Financial Vehicles	0	0	0	\$1,314	\$701,265	\$702,580
238332	Nonresidential Flooring Contractors	0	0	0	\$46,100	\$6,083	\$52,183
445292	Confectionery and Nut Stores	0	0	0	\$33	\$18,935	\$18,968
445291	Baked Goods Stores	0	0	0	\$7	\$20,076	\$20,084
451130	Sewing, Needlework, and Piece Goods Stores	0	0	0	\$2,593	\$60,856	\$63,449
423390	Other Construction Material Merchant Wholesalers	0	0	0	\$26,412	\$41,481	\$67,893
332313	Plate Work Manufacturing	0	0	0	\$46,996	\$25,640	\$72,636
238152	Nonresidential Glass and Glazing Contractors	0	0	0	\$41,119	\$5,842	\$46,962
924120	Administration of Conservation Programs	0	0	0	\$17,382	\$26,945	\$44,327
314999	All Other Miscellaneous Textile Product Mills	0	0	0	\$19,585	\$60,590	\$80,175
922110	Courts	0	0	0	\$23,067	\$27,076	\$50,143
481211	Nonscheduled Chartered Passenger Air Transportation	0	0	0	\$17,949	\$79,090	\$97,038
512250	Record Production and Distribution	0	0	0	\$1,184	\$51,675	\$52,859
541191	Title Abstract and Settlement Offices	0	0	0	\$15,527	\$81,763	\$97,290
541840	Media Representatives	0	0	0	\$8,454	\$56,439	\$64,893
611692	Automobile Driving Schools	0	0	0	\$419	\$20,834	\$21,253
332811	Metal Heat Treating	0	0	0	\$37,260	\$21,534	\$58,794
114112	Shellfish Fishing	0	0	0	\$1,605	\$42,959	\$44,565
515120	Television Broadcasting	0	0	0	\$28	\$50,213	\$50,242
325211	Plastics Material and Resin Manufacturing	0	0	0	\$131,984	\$194,532	\$326,516
522320	Financial Transactions Processing, Reserve, and Clearinghouse Activities	0	0	0	\$15,110	\$103,291	\$118,400
812921	Photofinishing Laboratories (except One-Hour)	0	0	0	\$1,197	\$31,088	\$32,285
423130	Tire and Tube Merchant Wholesalers	0	0	0	\$24,002	\$40,463	\$64,465



Annual Impact

NAICS	Industry	Employment			Sales/Output		
		Indirect	Induced	Total Ripple Effects	Indirect	Induced	Total Ripple Effects
111998	All Other Miscellaneous Crop Farming	0	0	0	\$22	\$27,480	\$27,502
236118	Residential Remodelers	0	0	0	\$74	\$57,678	\$57,752
512240	Sound Recording Studios	0	0	0	\$2,502	\$49,449	\$51,951
424320	Men's and Boys' Clothing and Furnishings Merchant Wholesalers	0	0	0	\$28,000	\$44,465	\$72,465
238991	All Other Residential Specialty Trade Contractors	0	0	0	\$47	\$50,539	\$50,587
541199	All Other Legal Services	0	0	0	\$29,067	\$37,144	\$66,210
711120	Dance Companies	0	0	0	\$1,380	\$34,811	\$36,191
337910	Mattress Manufacturing	0	0	0	\$56	\$86,159	\$86,215
721211	RV (Recreational Vehicle) Parks and Campgrounds	0	0	0	\$985	\$26,884	\$27,870
313110	Fiber, Yarn, and Thread Mills	0	0	0	\$3,226	\$65,718	\$68,944
333517	Machine Tool Manufacturing	0	0	0	\$83,779	\$7,587	\$91,365
923130	Administration of Human Resource Programs (except Education, Public Health, and Veterans' Affairs Programs)	0	0	0	\$24,013	\$50,178	\$74,191
423620	Household Appliances, Electric Housewares, and Consumer Electronics Merchant Wholesalers	0	0	0	\$24,174	\$40,778	\$64,952
533110	Lessors of Nonfinancial Intangible Assets (except Copyrighted Works)	0	0	0	\$967,397	\$675,230	\$1,642,627
424310	Piece Goods, Notions, and Other Dry Goods Merchant Wholesalers	0	0	0	\$22,894	\$37,978	\$60,872
524298	All Other Insurance Related Activities	0	0	0	\$4,831	\$43,612	\$48,443
424610	Plastics Materials and Basic Forms and	0	0	0	\$23,066	\$36,233	\$59,300



Annual Impact

NAICS	Industry	Employment			Sales/Output		
		Indirect	Induced	Total Ripple Effects	Indirect	Induced	Total Ripple Effects
	Shapes Merchant Wholesalers						
811430	Footwear and Leather Goods Repair	0	0	0	\$54,254	\$16,008	\$70,263
423860	Transportation Equipment and Supplies (except Motor Vehicle) Merchant Wholesalers	0	0	0	\$1,407	\$41,400	\$42,806
541420	Industrial Design Services	0	0	0	\$22,037	\$19,883	\$41,919
561492	Court Reporting and Stenotype Services	0	0	0	\$25,052	\$4,675	\$29,728
339994	Broom, Brush, and Mop Manufacturing	0	0	0	\$37,436	\$23,920	\$61,356
524291	Claims Adjusting	0	0	0	\$4,050	\$36,461	\$40,512
337125	Household Furniture (except Wood and Metal) Manufacturing	0	0	0	\$290	\$38,853	\$39,143
611630	Language Schools	0	0	0	\$120	\$26,523	\$26,643
424930	Flower, Nursery Stock, and Florists' Supplies Merchant Wholesalers	0	0	0	\$7,954	\$54,863	\$62,818
423490	Other Professional Equipment and Supplies Merchant Wholesalers	0	0	0	\$8,294	\$36,743	\$45,037
238911	Residential Site Preparation Contractors	0	0	0	\$37	\$40,991	\$41,028
423920	Toy and Hobby Goods and Supplies Merchant Wholesalers	0	0	0	\$7,347	\$27,448	\$34,794
541715	Research and Development in the Physical, Engineering, and Life Sciences (except Nanotechnology and Biotechnology)	0	0	0	\$117	\$53,390	\$53,507
512230	Music Publishers	0	0	0	\$1,323	\$42,039	\$43,362
485999	All Other Transit and Ground Passenger Transportation	0	0	0	\$4,085	\$25,179	\$29,264
213112	Support Activities for Oil and Gas Operations	0	0	0	\$5,113	\$20,080	\$25,193
424420	Packaged Frozen Food Merchant Wholesalers	0	0	0	\$1,799	\$35,100	\$36,899




Annual Impact

NAICS	Industry	Employment			Sales/Output		
		Indirect	Induced	Total Ripple Effects	Indirect	Induced	Total Ripple Effects
332721	Precision Turned Product Manufacturing	0	0	0	\$9,905	\$26,477	\$36,383
332431	Metal Can Manufacturing	0	0	0	\$17,083	\$59,832	\$76,915
812111	Barber Shops	0	0	0	\$0	\$25,781	\$25,781
445220	Fish and Seafood Markets	0	0	0	\$32	\$12,975	\$13,008
313220	Narrow Fabric Mills and Schiffli Machine Embroidery	0	0	0	\$4,161	\$42,777	\$46,938
561613	Armored Car Services	0	0	0	\$3,241	\$6,091	\$9,333
332119	Metal Crown, Closure, and Other Metal Stamping (except Automotive)	0	0	0	\$13,691	\$55,017	\$68,708
333414	Heating Equipment (except Warm Air Furnaces) Manufacturing	0	0	0	\$7,900	\$44,632	\$52,532
541922	Commercial Photography	0	0	0	\$6,152	\$23,691	\$29,843
611420	Computer Training	0	0	0	\$143	\$21,394	\$21,538
424340	Footwear Merchant Wholesalers	0	0	0	\$3,116	\$28,917	\$32,033
313320	Fabric Coating Mills	0	0	0	\$4,378	\$38,351	\$42,729
541490	Other Specialized Design Services	0	0	0	\$16,280	\$18,526	\$34,806
314910	Textile Bag and Canvas Mills	0	0	0	\$9,434	\$40,498	\$49,932
541350	Building Inspection Services	0	0	0	\$23,302	\$8,369	\$31,671
321912	Cut Stock, Resawing Lumber, and Planing	0	0	0	\$20,039	\$11,723	\$31,762
722330	Mobile Food Services	0	0	0	\$1,338	\$10,037	\$11,375
313240	Knit Fabric Mills	0	0	0	\$3,558	\$36,576	\$40,134
238132	Nonresidential Framing Contractors	0	0	0	\$32,286	\$4,542	\$36,829
238321	Residential Painting and Wall Covering Contractors	0	0	0	\$33	\$31,934	\$31,967
321918	Other Millwork (including Flooring)	0	0	0	\$20,720	\$12,430	\$33,150
114210	Hunting and Trapping	0	0	0	\$713	\$32,206	\$32,919
611513	Apprenticeship Training	0	0	0	\$89	\$18,765	\$18,853
561421	Telephone Answering Services	0	0	0	\$18,721	\$7,591	\$26,312
321992	Prefabricated Wood Building Manufacturing	0	0	0	\$14,731	\$10,273	\$25,005


Annual Impact

NAICS	Industry	Employment			Sales/Output		
		Indirect	Induced	Total Ripple Effects	Indirect	Induced	Total Ripple Effects
532420	Office Machinery and Equipment Rental and Leasing	0	0	0	\$72,104	\$14,132	\$86,236
523140	Commodity Contracts Brokerage	0	0	0	\$19,170	\$27,506	\$46,676
332311	Prefabricated Metal Building and Component Manufacturing	0	0	0	\$18,529	\$12,412	\$30,941
327110	Pottery, Ceramics, and Plumbing Fixture Manufacturing	0	0	0	\$335	\$17,145	\$17,480
337920	Blind and Shade Manufacturing	0	0	0	\$31	\$47,640	\$47,671
486910	Pipeline Transportation of Refined Petroleum Products	0	0	0	\$25,670	\$27,001	\$52,671
238351	Residential Finish Carpentry Contractors	0	0	0	\$28	\$25,087	\$25,115
451212	News Dealers and Newsstands	0	0	0	\$310	\$10,343	\$10,653
312113	Ice Manufacturing	0	0	0	\$728	\$54,753	\$55,481
721310	Rooming and Boarding Houses	0	0	0	\$3,876	\$13,636	\$17,511
326121	Unlaminated Plastics Profile Shape Manufacturing	0	0	0	\$21,098	\$28,831	\$49,928
721191	Bed-and-Breakfast Inns	0	0	0	\$1,716	\$14,828	\$16,544
238311	Residential Drywall and Insulation Contractors	0	0	0	\$26	\$22,210	\$22,237
238392	Other Nonresidential Building Finishing Contractors	0	0	0	\$14,590	\$3,622	\$18,212
541380	Testing Laboratories	0	0	0	\$10,444	\$12,171	\$22,615
442291	Window Treatment Stores	0	0	0	\$547	\$12,218	\$12,766
541511	Custom Computer Programming Services	0	0	0	\$2,273	\$17,456	\$19,729
522310	Mortgage and Nonmortgage Loan Brokers	0	0	0	\$3,817	\$57,071	\$60,889
541714	Research and Development in Biotechnology (except Nanobiotechnology)	0	0	0	\$32	\$17,646	\$17,678



Annual Impact

NAICS	Industry	Employment			Sales/Output		
		Indirect	Induced	Total Ripple Effects	Indirect	Induced	Total Ripple Effects
515210	Cable and Other Subscription Programming	0	0	0	\$53,904	\$126,362	\$180,266
512191	Teleproduction and Other Postproduction Services	0	0	0	\$638	\$17,689	\$18,327
713120	Amusement Arcades	0	0	0	\$424	\$19,603	\$20,027
424590	Other Farm Product Raw Material Merchant Wholesalers	0	0	0	\$8,821	\$14,113	\$22,934
522294	Secondary Market Financing	0	0	0	\$12,421	\$22,151	\$34,572
325613	Surface Active Agent Manufacturing	0	0	0	\$23,247	\$52,742	\$75,990
311613	Rendering and Meat Byproduct Processing	0	0	0	\$799	\$47,760	\$48,559
926150	Regulation, Licensing, and Inspection of Miscellaneous Commercial Sectors	0	0	0	\$3,330	\$11,950	\$15,280
327420	Gypsum Product Manufacturing	0	0	0	\$15,570	\$18,481	\$34,051
332618	Other Fabricated Wire Product Manufacturing	0	0	0	\$11,152	\$7,950	\$19,102
711219	Other Spectator Sports	0	0	0	\$4,927	\$59,170	\$64,097
541340	Drafting Services	0	0	0	\$15,237	\$5,665	\$20,903
333999	All Other Miscellaneous General Purpose Machinery Manufacturing	0	0	0	\$24,296	\$10,769	\$35,065
238111	Residential Poured Concrete Foundation and Structure Contractors	0	0	0	\$26	\$24,121	\$24,147
481219	Other Nonscheduled Air Transportation	0	0	0	\$6,036	\$13,604	\$19,640
326130	Laminated Plastics Plate, Sheet (except Packaging), and Shape Manufacturing	0	0	0	\$24,177	\$16,020	\$40,197
515112	Radio Stations	0	0	0	\$373	\$30,570	\$30,943
314994	Rope, Cordage, Twine, Tire Cord, and Tire Fabric Mills	0	0	0	\$4,966	\$14,671	\$19,637
326299	All Other Rubber Product Manufacturing	0	0	0	\$1,624	\$26,321	\$27,945



Annual Impact

NAICS	Industry	Employment			Sales/Output		
		Indirect	Induced	Total Ripple Effects	Indirect	Induced	Total Ripple Effects
321911	Wood Window and Door Manufacturing	0	0	0	\$18,723	\$11,923	\$30,646
325220	Artificial and Synthetic Fibers and Filaments Manufacturing	0	0	0	\$12,386	\$102,107	\$114,493
332323	Ornamental and Architectural Metal Work Manufacturing	0	0	0	\$10,351	\$8,821	\$19,172
334512	Automatic Environmental Control Manufacturing for Residential, Commercial, and Appliance Use	0	0	0	\$12,766	\$14,558	\$27,324
925110	Administration of Housing Programs	0	0	0	\$7,078	\$7,941	\$15,019
238331	Residential Flooring Contractors	0	0	0	\$15	\$16,880	\$16,895
337215	Showcase, Partition, Shelving, and Locker Manufacturing	0	0	0	\$279	\$9,797	\$10,077
327320	Ready-Mix Concrete Manufacturing	0	0	0	\$11,801	\$9,970	\$21,771
512290	Other Sound Recording Industries	0	0	0	\$1,898	\$25,709	\$27,607
926110	Administration of General Economic Programs	0	0	0	\$2,600	\$10,447	\$13,047
238342	Nonresidential Tile and Terrazzo Contractors	0	0	0	\$15,812	\$2,294	\$18,106
336999	All Other Transportation Equipment Manufacturing	0	0	0	\$1,575	\$52,515	\$54,090
325180	Other Basic Inorganic Chemical Manufacturing	0	0	0	\$69,191	\$97,642	\$166,832
333243	Sawmill, Woodworking, and Paper Machinery Manufacturing	0	0	0	\$18,773	\$3,090	\$21,863
519190	All Other Information Services	0	0	0	\$2,729	\$21,605	\$24,334
333613	Mechanical Power Transmission Equipment Manufacturing	0	0	0	\$20,001	\$14,839	\$34,840
325998	All Other Miscellaneous Chemical Product and Preparation Manufacturing	0	0	0	\$13,491	\$34,724	\$48,215



Annual Impact

NAICS	Industry	Employment			Sales/Output		
		Indirect	Induced	Total Ripple Effects	Indirect	Induced	Total Ripple Effects
424110	Printing and Writing Paper Merchant Wholesalers	0	0	0	\$4,485	\$15,537	\$20,023
311999	All Other Miscellaneous Food Manufacturing	0	0	0	\$53	\$111,049	\$111,102
926140	Regulation of Agricultural Marketing and Commodities	0	0	0	\$9,338	\$10,679	\$20,017
561491	Repossession Services	0	0	0	\$8,101	\$1,730	\$9,831
335999	All Other Miscellaneous Electrical Equipment and Component Manufacturing	0	0	0	\$19,685	\$9,436	\$29,121
423410	Photographic Equipment and Supplies Merchant Wholesalers	0	0	0	\$3,862	\$19,532	\$23,394
238141	Residential Masonry Contractors	0	0	0	\$19	\$16,501	\$16,520
333912	Air and Gas Compressor Manufacturing	0	0	0	\$11,093	\$14,124	\$25,217
334513	Instruments and Related Products Manufacturing for Measuring, Displaying, and Controlling Industrial Process Variables	0	0	0	\$12,792	\$7,795	\$20,587
311920	Coffee and Tea Manufacturing	0	0	0	\$289	\$83,206	\$83,495
339116	Dental Laboratories	0	0	0	\$2	\$17,914	\$17,916
333515	Cutting Tool and Machine Tool Accessory Manufacturing	0	0	0	\$1,785	\$7,430	\$9,216
238192	Other Nonresidential Foundation, Structure, and Building Exterior Contractors	0	0	0	\$4,694	\$1,728	\$6,422
331221	Rolled Steel Shape Manufacturing	0	0	0	\$6,139	\$13,215	\$19,354
333514	Special Die and Tool, Die Set, Jig, and Fixture Manufacturing	0	0	0	\$6,109	\$2,961	\$9,070
331492	Secondary Smelting, Refining, and Alloying of Nonferrous Metal	0	0	0	\$19,487	\$20,448	\$39,936



Annual Impact

NAICS	Industry	Employment			Sales/Output		
		Indirect	Induced	Total Ripple Effects	Indirect	Induced	Total Ripple Effects
	(except Copper and Aluminum)						
115210	Support Activities for Animal Production	0	0	0	\$112	\$8,100	\$8,212
325212	Synthetic Rubber Manufacturing	0	0	0	\$12,434	\$46,673	\$59,107
333244	Printing Machinery and Equipment Manufacturing	0	0	0	\$11,398	\$2,090	\$13,489
238341	Residential Tile and Terrazzo Contractors	0	0	0	\$10	\$8,399	\$8,409
238151	Residential Glass and Glazing Contractors	0	0	0	\$7	\$8,001	\$8,008
238391	Other Residential Building Finishing Contractors	0	0	0	\$8	\$8,110	\$8,118
515111	Radio Networks	0	0	0	\$20	\$8,053	\$8,073
238161	Residential Roofing Contractors	0	0	0	\$17	\$10,405	\$10,422
327332	Concrete Pipe Manufacturing	0	0	0	\$4,453	\$5,659	\$10,112
238172	Nonresidential Siding Contractors	0	0	0	\$5,016	\$747	\$5,762
323120	Support Activities for Printing	0	0	0	\$1,855	\$3,527	\$5,382
333120	Construction Machinery Manufacturing	0	0	0	\$10,963	\$4,378	\$15,341
325130	Synthetic Dye and Pigment Manufacturing	0	0	0	\$34,924	\$28,121	\$63,044
238291	Other Residential Building Equipment Contractors	0	0	0	\$7	\$7,816	\$7,823
212313	Crushed and Broken Granite Mining and Quarrying	0	0	0	\$7,284	\$3,208	\$10,492
238121	Residential Structural Steel and Precast Concrete Contractors	0	0	0	\$4	\$4,944	\$4,948
541720	Research and Development in the Social Sciences and Humanities	0	0	0	\$104	\$7,659	\$7,763
115112	Soil Preparation, Planting, and Cultivating	0	0	0	\$29	\$3,727	\$3,757
327993	Mineral Wool Manufacturing	0	0	0	\$2,374	\$5,612	\$7,986
325520	Adhesive Manufacturing	0	0	0	\$3,628	\$35,770	\$39,398



Annual Impact

NAICS	Industry	Employment			Sales/Output		
		Indirect	Induced	Total Ripple Effects	Indirect	Induced	Total Ripple Effects
238171	Residential Siding Contractors	0	0	0	\$7	\$5,699	\$5,706
238131	Residential Framing Contractors	0	0	0	\$12	\$8,614	\$8,626
238191	Other Residential Foundation, Structure, and Building Exterior Contractors	0	0	0	\$6	\$5,893	\$5,898
812922	One-Hour Photofinishing	0	0	0	\$129	\$2,468	\$2,597
324122	Asphalt Shingle and Coating Materials Manufacturing	0	0	0	\$11,222	\$3,934	\$15,155
115310	Support Activities for Forestry	0	0	0	\$29	\$3,223	\$3,252
519110	News Syndicates	0	0	0	\$1,504	\$17,227	\$18,730
541713	Research and Development in Nanotechnology	0	0	0	\$5	\$2,641	\$2,646
333111	Farm Machinery and Equipment Manufacturing	0	0	0	\$144	\$1,716	\$1,860
336120	Heavy Duty Truck Manufacturing	0	0	0	\$1,251	\$20,721	\$21,973
236117	New Housing For-Sale Builders	0	0	0	\$334	\$1,164	\$1,498
332420	Metal Tank (Heavy Gauge) Manufacturing	0	0	0	\$654	\$1,643	\$2,296
324121	Asphalt Paving Mixture and Block Manufacturing	0	0	0	\$905	\$1,188	\$2,093
337212	Custom Architectural Woodwork and Millwork Manufacturing	0	0	0	\$4	\$774	\$778
339950	Sign Manufacturing	0	0	0	\$65	\$171	\$236

Source: [JobsEQ®](http://www.jobseq.com)

Data as of 2019Q4.

Note: Figures may not sum due to rounding.

Multipliers

NAICS	Industry	Employment			Sales/Output		
		Indirect	Induced	Total Ripple Effects	Indirect	Induced	Total Ripple Effects
561320	Temporary Help Services	0.0205	0.0023	0.0228	0.0167	0.0019	0.0186
722511	Full-Service Restaurants	0.0025	0.0104	0.0128	0.0014	0.0061	0.0076
722513	Limited-Service Restaurants	0.0015	0.0105	0.0120	0.0011	0.0076	0.0087
622110	General Medical and Surgical Hospitals	0.0000	0.0103	0.0103	0.0000	0.0197	0.0197

Source: JobsEQ®, <http://www.chmuraecon.com/jobseq>

Copyright © «cea_copyright» Chmura Economics & Analytics, All Rights Reserved.

NAICS	Industry	Multipliers					
		Employment			Sales/Output		
		Indirect	Induced	Total Ripple Effects	Indirect	Induced	Total Ripple Effects
492110	Couriers and Express Delivery Services	0.0080	0.0004	0.0084	0.0115	0.0005	0.0120
493110	General Warehousing and Storage	0.0077	0.0004	0.0080	0.0077	0.0004	0.0081
561720	Janitorial Services	0.0061	0.0009	0.0070	0.0063	0.0010	0.0072
491110	Postal Service	0.0054	0.0006	0.0060	0.0082	0.0009	0.0092
561990	All Other Support Services	0.0046	0.0003	0.0049	0.0046	0.0003	0.0049
517311	Wired Telecommunications Carriers	0.0015	0.0034	0.0049	0.0097	0.0228	0.0326
445110	Supermarkets and Other Grocery (except Convenience) Stores	0.0000	0.0049	0.0049	0.0000	0.0036	0.0036
611310	Colleges, Universities, and Professional Schools	0.0000	0.0045	0.0045	0.0000	0.0040	0.0040
531110	Lessors of Residential Buildings and Dwellings	0.0000	0.0043	0.0043	0.0000	0.0420	0.0420
531311	Residential Property Managers	0.0039	0.0003	0.0042	0.0373	0.0031	0.0404
561730	Landscaping Services	0.0036	0.0005	0.0042	0.0039	0.0006	0.0046
551114	Corporate, Subsidiary, and Regional Managing Offices	0.0018	0.0022	0.0040	0.0032	0.0039	0.0071
561110	Office Administrative Services	0.0037	0.0002	0.0040	0.0039	0.0003	0.0042
621111	Offices of Physicians (except Mental Health Specialists)	0.0000	0.0040	0.0040	0.0000	0.0102	0.0102
721110	Hotels (except Casino Hotels) and Motels	0.0008	0.0026	0.0034	0.0007	0.0023	0.0030
522110	Commercial Banking	0.0016	0.0018	0.0033	0.0037	0.0043	0.0080
541110	Offices of Lawyers	0.0020	0.0013	0.0033	0.0045	0.0030	0.0076
624120	Services for the Elderly and Persons with Disabilities	0.0000	0.0032	0.0032	0.0000	0.0011	0.0011
541611	Administrative Management and General Management Consulting Services	0.0029	0.0002	0.0031	0.0057	0.0004	0.0061
813110	Religious Organizations	0.0000	0.0031	0.0031	0.0000	0.0020	0.0020
623110	Nursing Care Facilities (Skilled Nursing Facilities)	0.0000	0.0030	0.0030	0.0000	0.0028	0.0028

NAICS	Industry	Multipliers					
		Employment			Sales/Output		
		Indirect	Induced	Total Ripple Effects	Indirect	Induced	Total Ripple Effects
811310	Commercial and Industrial Machinery and Equipment (except Automotive and Electronic) Repair and Maintenance	0.0025	0.0002	0.0027	0.0062	0.0006	0.0068
541211	Offices of Certified Public Accountants	0.0019	0.0005	0.0024	0.0021	0.0006	0.0027
452311	Warehouse Clubs and Supercenters	0.0000	0.0023	0.0024	0.0000	0.0021	0.0021
452210	Department Stores	0.0000	0.0023	0.0023	0.0000	0.0018	0.0018
561311	Employment Placement Agencies	0.0020	0.0002	0.0022	0.0016	0.0002	0.0018
621610	Home Health Care Services	0.0000	0.0022	0.0022	0.0000	0.0019	0.0019
624410	Child Day Care Services	0.0000	0.0020	0.0020	0.0000	0.0012	0.0012
811111	General Automotive Repair	0.0010	0.0011	0.0020	0.0015	0.0017	0.0032
531120	Lessors of Nonresidential Buildings (except Miniwarehouses)	0.0017	0.0001	0.0019	0.0135	0.0011	0.0146
531210	Offices of Real Estate Agents and Brokers	0.0017	0.0001	0.0019	0.0265	0.0020	0.0284
541214	Payroll Services	0.0012	0.0004	0.0015	0.0012	0.0004	0.0017
722515	Snack and Nonalcoholic Beverage Bars	0.0002	0.0013	0.0014	0.0001	0.0007	0.0008
713940	Fitness and Recreational Sports Centers	0.0001	0.0013	0.0014	0.0001	0.0006	0.0007
221122	Electric Power Distribution	0.0011	0.0003	0.0014	0.0101	0.0026	0.0127
561612	Security Guards and Patrol Services	0.0009	0.0005	0.0014	0.0004	0.0003	0.0007
621210	Offices of Dentists	0.0000	0.0014	0.0014	0.0000	0.0029	0.0029
611110	Elementary and Secondary Schools	0.0000	0.0014	0.0014	0.0000	0.0012	0.0012
814110	Private Households	0.0000	0.0014	0.0014	0.0000	0.0005	0.0005
611210	Junior Colleges	0.0000	0.0014	0.0014	0.0000	0.0010	0.0010
811121	Automotive Body, Paint, and Interior Repair and Maintenance	0.0006	0.0007	0.0013	0.0010	0.0011	0.0021
441110	New Car Dealers	0.0001	0.0012	0.0013	0.0002	0.0021	0.0023
425120	Wholesale Trade Agents and Brokers	0.0004	0.0008	0.0012	0.0009	0.0020	0.0029
532111	Passenger Car Rental	0.0009	0.0004	0.0012	0.0026	0.0011	0.0037
541219	Other Accounting Services	0.0009	0.0003	0.0012	0.0015	0.0004	0.0019

NAICS	Industry	Multipliers					
		Employment			Sales/Output		
		Indirect	Induced	Total Ripple Effects	Indirect	Induced	Total Ripple Effects
447110	Gasoline Stations with Convenience Stores	0.0000	0.0012	0.0012	0.0001	0.0017	0.0018
446110	Pharmacies and Drug Stores	0.0000	0.0011	0.0012	0.0001	0.0016	0.0017
561330	Professional Employer Organizations	0.0011	0.0001	0.0011	0.0013	0.0001	0.0014
238212	Nonresidential Electrical Contractors and Other Wiring Installation Contractors	0.0010	0.0001	0.0011	0.0018	0.0002	0.0021
444110	Home Centers	0.0000	0.0010	0.0011	0.0001	0.0015	0.0016
112000	Animal Production (Proprietors)	0.0000	0.0010	0.0010	0.0000	0.0014	0.0014
623210	Residential Intellectual and Developmental Disability Facilities	0.0000	0.0010	0.0010	0.0000	0.0008	0.0008
524126	Direct Property and Casualty Insurance Carriers	0.0001	0.0009	0.0010	0.0005	0.0034	0.0039
238222	Nonresidential Plumbing, Heating, and Air-Conditioning Contractors	0.0008	0.0001	0.0009	0.0016	0.0002	0.0018
812320	Drycleaning and Laundry Services (except Coin-Operated)	0.0006	0.0003	0.0009	0.0005	0.0002	0.0007
325412	Pharmaceutical Preparation Manufacturing	0.0000	0.0009	0.0009	0.0000	0.0049	0.0049
448140	Family Clothing Stores	0.0000	0.0009	0.0009	0.0000	0.0010	0.0010
492210	Local Messengers and Local Delivery	0.0009	0.0000	0.0009	0.0013	0.0001	0.0013
623311	Continuing Care Retirement Communities	0.0000	0.0009	0.0009	0.0000	0.0007	0.0007
484121	General Freight Trucking, Long-Distance, Truckload	0.0004	0.0005	0.0009	0.0008	0.0012	0.0020
443142	Electronics Stores	0.0000	0.0009	0.0009	0.0000	0.0009	0.0010
326199	All Other Plastics Product Manufacturing	0.0006	0.0002	0.0009	0.0027	0.0011	0.0038
623312	Assisted Living Facilities for the Elderly	0.0000	0.0009	0.0009	0.0000	0.0006	0.0006
541613	Marketing Consulting Services	0.0008	0.0001	0.0009	0.0025	0.0002	0.0027

NAICS	Industry	Multipliers					
		Employment			Sales/Output		
		Indirect	Induced	Total Ripple Effects	Indirect	Induced	Total Ripple Effects
488510	Freight Transportation Arrangement	0.0007	0.0001	0.0009	0.0013	0.0002	0.0015
335314	Relay and Industrial Control Manufacturing	0.0008	0.0000	0.0008	0.0023	0.0000	0.0023
624310	Vocational Rehabilitation Services	0.0000	0.0008	0.0008	0.0000	0.0007	0.0007
722410	Drinking Places (Alcoholic Beverages)	0.0001	0.0008	0.0008	0.0000	0.0005	0.0005
722310	Food Service Contractors	0.0001	0.0007	0.0008	0.0001	0.0006	0.0006
811192	Car Washes	0.0004	0.0004	0.0008	0.0007	0.0008	0.0014
561710	Exterminating and Pest Control Services	0.0007	0.0001	0.0008	0.0006	0.0001	0.0007
333922	Conveyor and Conveying Equipment Manufacturing	0.0008	0.0000	0.0008	0.0028	0.0000	0.0028
531312	Nonresidential Property Managers	0.0007	0.0001	0.0008	0.0070	0.0005	0.0076
541810	Advertising Agencies	0.0002	0.0006	0.0008	0.0003	0.0012	0.0016
562111	Solid Waste Collection	0.0006	0.0001	0.0008	0.0015	0.0003	0.0017
493130	Farm Product Warehousing and Storage	0.0007	0.0000	0.0007	0.0006	0.0000	0.0006
713290	Other Gambling Industries	0.0000	0.0007	0.0007	0.0000	0.0004	0.0004
812112	Beauty Salons	0.0000	0.0007	0.0007	0.0000	0.0010	0.0010
541618	Other Management Consulting Services	0.0006	0.0001	0.0007	0.0012	0.0001	0.0013
481111	Scheduled Passenger Air Transportation	0.0000	0.0007	0.0007	0.0000	0.0018	0.0018
111000	Crop Production (Proprietors)	0.0000	0.0006	0.0007	0.0000	0.0008	0.0008
624190	Other Individual and Family Services	0.0000	0.0006	0.0006	0.0000	0.0004	0.0004
452319	All Other General Merchandise Stores	0.0000	0.0006	0.0006	0.0000	0.0006	0.0006
541213	Tax Preparation Services	0.0005	0.0002	0.0006	0.0006	0.0002	0.0008
541690	Other Scientific and Technical Consulting Services	0.0006	0.0001	0.0006	0.0013	0.0001	0.0014
333318	Other Commercial and Service Industry Machinery Manufacturing	0.0006	0.0000	0.0006	0.0014	0.0001	0.0015
522130	Credit Unions	0.0003	0.0003	0.0006	0.0007	0.0008	0.0016

NAICS	Industry	Multipliers					
		Employment			Sales/Output		
		Indirect	Induced	Total Ripple Effects	Indirect	Induced	Total Ripple Effects
333924	Industrial Truck, Tractor, Trailer, and Stacker Machinery Manufacturing	0.0006	0.0000	0.0006	0.0021	0.0000	0.0021
315210	Cut and Sew Apparel Contractors	0.0000	0.0006	0.0006	0.0000	0.0009	0.0009
454110	Electronic Shopping and Mail-Order Houses	0.0000	0.0006	0.0006	0.0000	0.0007	0.0007
541519	Other Computer Related Services	0.0004	0.0001	0.0006	0.0008	0.0003	0.0011
315220	Men's and Boys' Cut and Sew Apparel Manufacturing	0.0000	0.0005	0.0005	0.0000	0.0005	0.0005
541330	Engineering Services	0.0003	0.0002	0.0005	0.0006	0.0004	0.0010
541512	Computer Systems Design Services	0.0004	0.0001	0.0005	0.0009	0.0003	0.0012
561621	Security Systems Services (except Locksmiths)	0.0004	0.0001	0.0005	0.0002	0.0001	0.0003
448120	Women's Clothing Stores	0.0000	0.0005	0.0005	0.0000	0.0006	0.0007
524114	Direct Health and Medical Insurance Carriers	0.0000	0.0005	0.0005	0.0001	0.0024	0.0025
531130	Lessors of Miniwarehouses and Self-Storage Units	0.0005	0.0000	0.0005	0.0045	0.0004	0.0049
713910	Golf Courses and Country Clubs	0.0000	0.0005	0.0005	0.0000	0.0004	0.0004
541990	All Other Professional, Scientific, and Technical Services	0.0004	0.0001	0.0005	0.0005	0.0002	0.0008
315240	Women's, Girls', and Infants' Cut and Sew Apparel Manufacturing	0.0000	0.0005	0.0005	0.0000	0.0006	0.0006
713110	Amusement and Theme Parks	0.0000	0.0005	0.0005	0.0000	0.0003	0.0003
541614	Process, Physical Distribution, and Logistics Consulting Services	0.0005	0.0000	0.0005	0.0011	0.0001	0.0012
423830	Industrial Machinery and Equipment Merchant Wholesalers	0.0002	0.0003	0.0005	0.0005	0.0008	0.0013
621420	Outpatient Mental Health and Substance Abuse Centers	0.0000	0.0005	0.0005	0.0000	0.0007	0.0007
623220	Residential Mental Health and	0.0000	0.0005	0.0005	0.0000	0.0003	0.0003

NAICS	Industry	Multipliers					
		Employment			Sales/Output		
		Indirect	Induced	Total Ripple Effects	Indirect	Induced	Total Ripple Effects
	Substance Abuse Facilities						
524113	Direct Life Insurance Carriers	0.0000	0.0004	0.0005	0.0002	0.0018	0.0020
451110	Sporting Goods Stores	0.0000	0.0005	0.0005	0.0000	0.0006	0.0006
442110	Furniture Stores	0.0000	0.0005	0.0005	0.0000	0.0005	0.0005
517312	Wireless Telecommunications Carriers (except Satellite)	0.0001	0.0004	0.0005	0.0015	0.0095	0.0109
523930	Investment Advice	0.0000	0.0004	0.0005	0.0002	0.0015	0.0017
813930	Labor Unions and Similar Labor Organizations	0.0001	0.0004	0.0005	0.0000	0.0002	0.0002
561499	All Other Business Support Services	0.0004	0.0001	0.0005	0.0003	0.0001	0.0003
441310	Automotive Parts and Accessories Stores	0.0000	0.0004	0.0004	0.0001	0.0007	0.0008
541513	Computer Facilities Management Services	0.0003	0.0001	0.0004	0.0007	0.0002	0.0008
813410	Civic and Social Organizations	0.0001	0.0004	0.0004	0.0001	0.0005	0.0006
621340	Offices of Physical, Occupational and Speech Therapists, and Audiologists	0.0000	0.0004	0.0004	0.0000	0.0008	0.0008
522120	Savings Institutions	0.0002	0.0002	0.0004	0.0006	0.0006	0.0012
333923	Overhead Traveling Crane, Hoist, and Monorail System Manufacturing	0.0004	0.0000	0.0004	0.0014	0.0000	0.0014
444190	Other Building Material Dealers	0.0000	0.0004	0.0004	0.0000	0.0005	0.0005
713990	All Other Amusement and Recreation Industries	0.0000	0.0004	0.0004	0.0000	0.0002	0.0002
221210	Natural Gas Distribution	0.0002	0.0002	0.0004	0.0016	0.0020	0.0037
523920	Portfolio Management	0.0000	0.0004	0.0004	0.0000	0.0012	0.0012
811490	Other Personal and Household Goods Repair and Maintenance	0.0003	0.0001	0.0004	0.0010	0.0003	0.0013
811191	Automotive Oil Change and Lubrication Shops	0.0002	0.0002	0.0004	0.0003	0.0003	0.0005
541820	Public Relations Agencies	0.0001	0.0002	0.0004	0.0004	0.0006	0.0010

NAICS	Industry	Multipliers					
		Employment			Sales/Output		
		Indirect	Induced	Total Ripple Effects	Indirect	Induced	Total Ripple Effects
238912	Nonresidential Site Preparation Contractors	0.0003	0.0000	0.0004	0.0006	0.0001	0.0007
812332	Industrial Launderers	0.0002	0.0001	0.0004	0.0002	0.0001	0.0003
523120	Securities Brokerage	0.0001	0.0003	0.0004	0.0004	0.0009	0.0013
524210	Insurance Agencies and Brokerages	0.0000	0.0003	0.0004	0.0001	0.0007	0.0008
561790	Other Services to Buildings and Dwellings	0.0003	0.0000	0.0004	0.0004	0.0001	0.0005
511120	Periodical Publishers	0.0001	0.0002	0.0004	0.0002	0.0003	0.0005
311611	Animal (except Poultry) Slaughtering	0.0000	0.0004	0.0004	0.0000	0.0009	0.0009
332710	Machine Shops	0.0003	0.0001	0.0004	0.0007	0.0003	0.0009
484220	Specialized Freight (except Used Goods) Trucking, Local	0.0001	0.0002	0.0004	0.0003	0.0005	0.0008
621910	Ambulance Services	0.0000	0.0003	0.0003	0.0000	0.0005	0.0005
621498	All Other Outpatient Care Centers	0.0000	0.0003	0.0003	0.0000	0.0005	0.0005
484110	General Freight Trucking, Local	0.0001	0.0002	0.0003	0.0003	0.0005	0.0009
442299	All Other Home Furnishings Stores	0.0000	0.0003	0.0003	0.0000	0.0004	0.0004
424490	Other Grocery and Related Products Merchant Wholesalers	0.0001	0.0002	0.0003	0.0004	0.0006	0.0010
562910	Remediation Services	0.0003	0.0001	0.0003	0.0005	0.0001	0.0006
623990	Other Residential Care Facilities	0.0000	0.0003	0.0003	0.0000	0.0003	0.0003
561740	Carpet and Upholstery Cleaning Services	0.0003	0.0000	0.0003	0.0003	0.0000	0.0003
322211	Corrugated and Solid Fiber Box Manufacturing	0.0003	0.0001	0.0003	0.0011	0.0003	0.0014
238992	All Other Nonresidential Specialty Trade Contractors	0.0003	0.0000	0.0003	0.0005	0.0001	0.0006
921140	Executive and Legislative Offices, Combined	0.0001	0.0002	0.0003	0.0003	0.0004	0.0007
448210	Shoe Stores	0.0000	0.0003	0.0003	0.0000	0.0004	0.0005
323111	Commercial Printing (except Screen and Books)	0.0001	0.0002	0.0003	0.0003	0.0005	0.0007
621492	Kidney Dialysis Centers	0.0000	0.0003	0.0003	0.0000	0.0003	0.0003

Multipliers

NAICS	Industry	Employment			Sales/Output		
		Indirect	Induced	Total Ripple Effects	Indirect	Induced	Total Ripple Effects
811219	Other Electronic and Precision Equipment Repair and Maintenance	0.0003	0.0000	0.0003	0.0010	0.0001	0.0011
561920	Convention and Trade Show Organizers	0.0003	0.0000	0.0003	0.0004	0.0000	0.0004
453310	Used Merchandise Stores	0.0000	0.0003	0.0003	0.0000	0.0004	0.0004
532120	Truck, Utility Trailer, and RV (Recreational Vehicle) Rental and Leasing	0.0002	0.0001	0.0003	0.0014	0.0006	0.0020
624110	Child and Youth Services	0.0000	0.0003	0.0003	0.0000	0.0002	0.0002
531390	Other Activities Related to Real Estate	0.0003	0.0000	0.0003	0.0047	0.0003	0.0050
722320	Caterers	0.0000	0.0003	0.0003	0.0000	0.0002	0.0002
453220	Gift, Novelty, and Souvenir Stores	0.0000	0.0003	0.0003	0.0000	0.0004	0.0004
238292	Other Nonresidential Building Equipment Contractors	0.0003	0.0000	0.0003	0.0004	0.0001	0.0004
423450	Medical, Dental, and Hospital Equipment and Supplies Merchant Wholesalers	0.0001	0.0002	0.0003	0.0002	0.0004	0.0007
445120	Convenience Stores	0.0000	0.0003	0.0003	0.0000	0.0002	0.0002
446120	Cosmetics, Beauty Supplies, and Perfume Stores	0.0000	0.0003	0.0003	0.0000	0.0003	0.0003
811212	Computer and Office Machine Repair and Maintenance	0.0002	0.0000	0.0003	0.0007	0.0001	0.0008
621511	Medical Laboratories	0.0000	0.0003	0.0003	0.0000	0.0007	0.0007
711110	Theater Companies and Dinner Theaters	0.0000	0.0003	0.0003	0.0000	0.0003	0.0003
485410	School and Employee Bus Transportation	0.0000	0.0002	0.0003	0.0000	0.0003	0.0004
541612	Human Resources Consulting Services	0.0002	0.0000	0.0003	0.0005	0.0001	0.0006
484122	General Freight Trucking, Long-Distance, Less Than Truckload	0.0001	0.0002	0.0003	0.0003	0.0005	0.0009
339910	Jewelry and Silverware Manufacturing	0.0000	0.0003	0.0003	0.0000	0.0006	0.0006


NAICS	Industry	Multipliers					
		Employment			Sales/Output		
		Indirect	Induced	Total Ripple Effects	Indirect	Induced	Total Ripple Effects
621493	Freestanding Ambulatory Surgical and Emergency Centers	0.0000	0.0003	0.0003	0.0000	0.0004	0.0004
424210	Drugs and Druggists' Sundries Merchant Wholesalers	0.0001	0.0002	0.0003	0.0003	0.0005	0.0008
316998	All Other Leather Good and Allied Product Manufacturing	0.0000	0.0003	0.0003	0.0000	0.0003	0.0003
482110	Rail Transportation (non-covered)	0.0001	0.0002	0.0003	0.0002	0.0004	0.0006
339930	Doll, Toy, and Game Manufacturing	0.0000	0.0003	0.0003	0.0000	0.0005	0.0005
722514	Cafeterias, Grill Buffets, and Buffets	0.0000	0.0002	0.0003	0.0000	0.0002	0.0002
339999	All Other Miscellaneous Manufacturing	0.0002	0.0001	0.0003	0.0004	0.0002	0.0006
811412	Appliance Repair and Maintenance	0.0002	0.0001	0.0003	0.0007	0.0002	0.0009
561210	Facilities Support Services	0.0002	0.0000	0.0003	0.0005	0.0001	0.0006
561611	Investigation Services	0.0002	0.0000	0.0002	0.0001	0.0000	0.0001
517911	Telecommunications Resellers	0.0001	0.0001	0.0002	0.0005	0.0008	0.0013
336390	Other Motor Vehicle Parts Manufacturing	0.0002	0.0001	0.0002	0.0015	0.0007	0.0022
541940	Veterinary Services	0.0000	0.0002	0.0002	0.0000	0.0006	0.0006
441320	Tire Dealers	0.0000	0.0002	0.0002	0.0000	0.0004	0.0004
488410	Motor Vehicle Towing	0.0002	0.0000	0.0002	0.0006	0.0001	0.0007
532412	Construction, Mining, and Forestry Machinery and Equipment Rental and Leasing	0.0002	0.0000	0.0002	0.0011	0.0003	0.0014
333511	Industrial Mold Manufacturing	0.0002	0.0000	0.0002	0.0004	0.0000	0.0004
811420	Reupholstery and Furniture Repair	0.0002	0.0001	0.0002	0.0005	0.0001	0.0007
812310	Coin-Operated Laundries and Drycleaners	0.0001	0.0001	0.0002	0.0001	0.0001	0.0002
453210	Office Supplies and Stationery Stores	0.0000	0.0002	0.0002	0.0000	0.0003	0.0003
221310	Water Supply and Irrigation Systems	0.0001	0.0002	0.0002	0.0002	0.0006	0.0009
611710	Educational Support Services	0.0000	0.0002	0.0002	0.0000	0.0003	0.0003
221113	Nuclear Electric Power Generation	0.0002	0.0000	0.0002	0.0021	0.0005	0.0026

Multipliers

NAICS	Industry	Employment			Sales/Output		
		Indirect	Induced	Total Ripple Effects	Indirect	Induced	Total Ripple Effects
424410	General Line Grocery Merchant Wholesalers	0.0001	0.0002	0.0002	0.0002	0.0005	0.0007
562212	Solid Waste Landfill	0.0002	0.0001	0.0002	0.0003	0.0001	0.0004
813910	Business Associations	0.0000	0.0002	0.0002	0.0000	0.0002	0.0002
423610	Electrical Apparatus and Equipment, Wiring Supplies, and Related Equipment Merchant Wholesalers	0.0001	0.0001	0.0002	0.0002	0.0004	0.0006
445310	Beer, Wine, and Liquor Stores	0.0000	0.0002	0.0002	0.0000	0.0002	0.0002
531320	Offices of Real Estate Appraisers	0.0002	0.0000	0.0002	0.0033	0.0003	0.0036
711130	Musical Groups and Artists	0.0000	0.0002	0.0002	0.0000	0.0002	0.0002
444130	Hardware Stores	0.0000	0.0002	0.0002	0.0000	0.0003	0.0003
522298	All Other Nondepository Credit Intermediation	0.0001	0.0001	0.0002	0.0001	0.0002	0.0003
811118	Other Automotive Mechanical and Electrical Repair and Maintenance	0.0001	0.0001	0.0002	0.0001	0.0001	0.0003
813319	Other Social Advocacy Organizations	0.0000	0.0002	0.0002	0.0000	0.0003	0.0003
311811	Retail Bakeries	0.0000	0.0002	0.0002	0.0000	0.0004	0.0004
451120	Hobby, Toy, and Game Stores	0.0000	0.0002	0.0002	0.0000	0.0004	0.0004
712110	Museums	0.0000	0.0002	0.0002	0.0000	0.0002	0.0002
424910	Farm Supplies Merchant Wholesalers	0.0001	0.0001	0.0002	0.0002	0.0003	0.0004
312120	Breweries	0.0000	0.0002	0.0002	0.0000	0.0007	0.0007
484230	Specialized Freight (except Used Goods) Trucking, Long-Distance	0.0001	0.0001	0.0002	0.0002	0.0003	0.0005
561510	Travel Agencies	0.0001	0.0001	0.0002	0.0002	0.0002	0.0005
621320	Offices of Optometrists	0.0000	0.0002	0.0002	0.0000	0.0003	0.0003
325620	Toilet Preparation Manufacturing	0.0000	0.0002	0.0002	0.0000	0.0011	0.0011
453998	All Other Miscellaneous Store Retailers (except Tobacco Stores)	0.0000	0.0002	0.0002	0.0000	0.0003	0.0003
332912	Fluid Power Valve and Hose Fitting Manufacturing	0.0002	0.0000	0.0002	0.0003	0.0001	0.0004

Multipliers

NAICS	Industry	Employment			Sales/Output		
		Indirect	Induced	Total Ripple Effects	Indirect	Induced	Total Ripple Effects
611691	Exam Preparation and Tutoring	0.0000	0.0002	0.0002	0.0000	0.0002	0.0002
561422	Telemarketing Bureaus and Other Contact Centers	0.0001	0.0001	0.0002	0.0002	0.0001	0.0003
311812	Commercial Bakeries	0.0000	0.0002	0.0002	0.0000	0.0007	0.0007
512110	Motion Picture and Video Production	0.0000	0.0002	0.0002	0.0000	0.0004	0.0004
448310	Jewelry Stores	0.0000	0.0002	0.0002	0.0000	0.0003	0.0003
423510	Metal Service Centers and Other Metal Merchant Wholesalers	0.0001	0.0001	0.0002	0.0002	0.0003	0.0005
423430	Computer and Computer Peripheral Equipment and Software Merchant Wholesalers	0.0000	0.0002	0.0002	0.0000	0.0005	0.0005
321920	Wood Container and Pallet Manufacturing	0.0001	0.0000	0.0002	0.0003	0.0001	0.0004
812199	Other Personal Care Services	0.0000	0.0002	0.0002	0.0000	0.0003	0.0003
448190	Other Clothing Stores	0.0000	0.0002	0.0002	0.0000	0.0003	0.0003
444220	Nursery, Garden Center, and Farm Supply Stores	0.0000	0.0002	0.0002	0.0000	0.0003	0.0003
423110	Automobile and Other Motor Vehicle Merchant Wholesalers	0.0001	0.0001	0.0002	0.0002	0.0003	0.0004
561410	Document Preparation Services	0.0002	0.0000	0.0002	0.0002	0.0000	0.0002
441120	Used Car Dealers	0.0000	0.0002	0.0002	0.0000	0.0003	0.0003
812210	Funeral Homes and Funeral Services	0.0000	0.0002	0.0002	0.0000	0.0004	0.0004
532289	All Other Consumer Goods Rental	0.0001	0.0001	0.0002	0.0003	0.0002	0.0005
611610	Fine Arts Schools	0.0000	0.0002	0.0002	0.0000	0.0002	0.0002
541910	Marketing Research and Public Opinion Polling	0.0001	0.0001	0.0002	0.0002	0.0001	0.0003
813990	Other Similar Organizations (except Business, Professional, Labor, and Political Organizations)	0.0000	0.0002	0.0002	0.0000	0.0001	0.0001
541850	Outdoor Advertising	0.0001	0.0001	0.0002	0.0001	0.0003	0.0004
337122	Nonupholstered Wood Household	0.0000	0.0002	0.0002	0.0000	0.0004	0.0004



Multipliers

NAICS	Industry	Employment			Sales/Output		
		Indirect	Induced	Total Ripple Effects	Indirect	Induced	Total Ripple Effects
	Furniture Manufacturing						
447190	Other Gasoline Stations	0.0000	0.0002	0.0002	0.0000	0.0002	0.0002
811122	Automotive Glass Replacement Shops	0.0001	0.0001	0.0002	0.0001	0.0001	0.0003
532490	Other Commercial and Industrial Machinery and Equipment Rental and Leasing	0.0001	0.0000	0.0002	0.0009	0.0002	0.0010
562211	Hazardous Waste Treatment and Disposal	0.0001	0.0000	0.0002	0.0004	0.0001	0.0005
453910	Pet and Pet Supplies Stores	0.0000	0.0002	0.0002	0.0000	0.0003	0.0003
332812	Metal Coating, Engraving (except Jewelry and Silverware), and Allied Services to Manufacturers	0.0001	0.0001	0.0002	0.0002	0.0001	0.0003
611620	Sports and Recreation Instruction	0.0000	0.0002	0.0002	0.0000	0.0002	0.0002
511130	Book Publishers	0.0000	0.0002	0.0002	0.0000	0.0004	0.0005
316110	Leather and Hide Tanning and Finishing	0.0000	0.0002	0.0002	0.0000	0.0001	0.0001
424690	Other Chemical and Allied Products Merchant Wholesalers	0.0001	0.0001	0.0002	0.0001	0.0003	0.0004
611519	Other Technical and Trade Schools	0.0000	0.0002	0.0002	0.0000	0.0002	0.0002
312111	Soft Drink Manufacturing	0.0000	0.0002	0.0002	0.0000	0.0009	0.0009
812910	Pet Care (except Veterinary) Services	0.0000	0.0001	0.0002	0.0000	0.0004	0.0004
424810	Beer and Ale Merchant Wholesalers	0.0001	0.0001	0.0002	0.0002	0.0003	0.0004
448150	Clothing Accessories Stores	0.0000	0.0001	0.0002	0.0000	0.0001	0.0001
333413	Industrial and Commercial Fan and Blower and Air Purification Equipment Manufacturing	0.0002	0.0000	0.0002	0.0005	0.0000	0.0005
541310	Architectural Services	0.0001	0.0000	0.0002	0.0003	0.0001	0.0004
423120	Motor Vehicle Supplies and New Parts Merchant Wholesalers	0.0001	0.0001	0.0002	0.0002	0.0004	0.0006



NAICS	Industry	Multipliers					
		Employment			Sales/Output		
		Indirect	Induced	Total Ripple Effects	Indirect	Induced	Total Ripple Effects
813311	Human Rights Organizations	0.0000	0.0002	0.0002	0.0000	0.0001	0.0001
621310	Offices of Chiropractors	0.0000	0.0002	0.0002	0.0000	0.0003	0.0003
448130	Children's and Infants' Clothing Stores	0.0000	0.0001	0.0002	0.0000	0.0002	0.0002
813920	Professional Organizations	0.0000	0.0001	0.0002	0.0000	0.0001	0.0001
423930	Recyclable Material Merchant Wholesalers	0.0001	0.0001	0.0002	0.0002	0.0003	0.0005
445299	All Other Specialty Food Stores	0.0000	0.0002	0.0002	0.0000	0.0001	0.0001
451211	Book Stores	0.0000	0.0001	0.0002	0.0000	0.0002	0.0002
332911	Industrial Valve Manufacturing	0.0001	0.0000	0.0001	0.0002	0.0000	0.0003
811213	Communication Equipment Repair and Maintenance	0.0001	0.0000	0.0001	0.0002	0.0001	0.0003
711211	Sports Teams and Clubs	0.0000	0.0001	0.0001	0.0000	0.0003	0.0003
336350	Motor Vehicle Transmission and Power Train Parts Manufacturing	0.0000	0.0001	0.0001	0.0001	0.0006	0.0007
238162	Nonresidential Roofing Contractors	0.0001	0.0000	0.0001	0.0003	0.0000	0.0004
238312	Nonresidential Drywall and Insulation Contractors	0.0001	0.0000	0.0001	0.0002	0.0000	0.0003
315280	Other Cut and Sew Apparel Manufacturing	0.0000	0.0001	0.0001	0.0000	0.0003	0.0003
813211	Grantmaking Foundations	0.0000	0.0001	0.0001	0.0000	0.0002	0.0002
111219	Other Vegetable (except Potato) and Melon Farming	0.0000	0.0001	0.0001	0.0000	0.0003	0.0003
238112	Nonresidential Poured Concrete Foundation and Structure Contractors	0.0001	0.0000	0.0001	0.0003	0.0000	0.0003
315990	Apparel Accessories and Other Apparel Manufacturing	0.0000	0.0001	0.0001	0.0000	0.0002	0.0002
541890	Other Services Related to Advertising	0.0000	0.0001	0.0001	0.0001	0.0003	0.0003
337121	Upholstered Household Furniture Manufacturing	0.0000	0.0001	0.0001	0.0000	0.0003	0.0003

Multipliers

NAICS	Industry	Employment			Sales/Output		
		Indirect	Induced	Total Ripple Effects	Indirect	Induced	Total Ripple Effects
311919	Other Snack Food Manufacturing	0.0000	0.0001	0.0001	0.0000	0.0004	0.0004
311421	Fruit and Vegetable Canning	0.0000	0.0001	0.0001	0.0000	0.0006	0.0006
454310	Fuel Dealers	0.0000	0.0001	0.0001	0.0000	0.0002	0.0002
621330	Offices of Mental Health Practitioners (except Physicians)	0.0000	0.0001	0.0001	0.0000	0.0002	0.0002
423310	Lumber, Plywood, Millwork, and Wood Panel Merchant Wholesalers	0.0000	0.0001	0.0001	0.0001	0.0002	0.0003
541430	Graphic Design Services	0.0001	0.0001	0.0001	0.0002	0.0001	0.0003
442210	Floor Covering Stores	0.0000	0.0001	0.0001	0.0000	0.0001	0.0002
238221	Residential Plumbing, Heating, and Air-Conditioning Contractors	0.0000	0.0001	0.0001	0.0000	0.0003	0.0003
812990	All Other Personal Services	0.0000	0.0001	0.0001	0.0000	0.0003	0.0003
424990	Other Miscellaneous Nondurable Goods Merchant Wholesalers	0.0000	0.0001	0.0001	0.0001	0.0002	0.0003
811198	All Other Automotive Repair and Maintenance	0.0001	0.0001	0.0001	0.0001	0.0001	0.0002
423690	Other Electronic Parts and Equipment Merchant Wholesalers	0.0000	0.0001	0.0001	0.0001	0.0003	0.0004
423840	Industrial Supplies Merchant Wholesalers	0.0000	0.0001	0.0001	0.0002	0.0002	0.0004
621991	Blood and Organ Banks	0.0000	0.0001	0.0001	0.0000	0.0002	0.0002
561431	Private Mail Centers	0.0001	0.0000	0.0001	0.0001	0.0000	0.0001
813312	Environment, Conservation and Wildlife Organizations	0.0000	0.0001	0.0001	0.0000	0.0002	0.0002
624221	Temporary Shelters	0.0000	0.0001	0.0001	0.0000	0.0001	0.0001
621512	Diagnostic Imaging Centers	0.0000	0.0001	0.0001	0.0000	0.0003	0.0003
532282	Video Tape and Disc Rental	0.0001	0.0000	0.0001	0.0001	0.0001	0.0002
238142	Nonresidential Masonry Contractors	0.0001	0.0000	0.0001	0.0002	0.0000	0.0002
424330	Women's, Children's, and Infants' Clothing and	0.0000	0.0001	0.0001	0.0001	0.0002	0.0003



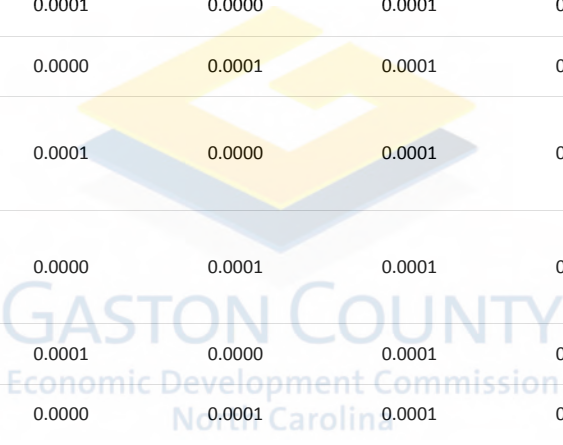
NAICS	Industry	Multipliers					
		Employment			Sales/Output		
		Indirect	Induced	Total Ripple Effects	Indirect	Induced	Total Ripple Effects
	Accessories Merchant Wholesalers						
562991	Septic Tank and Related Services	0.0001	0.0000	0.0001	0.0003	0.0001	0.0003
811113	Automotive Transmission Repair	0.0001	0.0001	0.0001	0.0001	0.0001	0.0002
238122	Nonresidential Structural Steel and Precast Concrete Contractors	0.0001	0.0000	0.0001	0.0002	0.0000	0.0002
561312	Executive Search Services	0.0001	0.0000	0.0001	0.0002	0.0000	0.0002
522390	Other Activities Related to Credit Intermediation	0.0000	0.0001	0.0001	0.0001	0.0002	0.0003
541410	Interior Design Services	0.0001	0.0000	0.0001	0.0001	0.0001	0.0002
454390	Other Direct Selling Establishments	0.0000	0.0001	0.0001	0.0000	0.0001	0.0001
446130	Optical Goods Stores	0.0000	0.0001	0.0001	0.0000	0.0002	0.0002
488991	Packing and Crating	0.0001	0.0000	0.0001	0.0002	0.0000	0.0002
339920	Sporting and Athletic Goods Manufacturing	0.0000	0.0001	0.0001	0.0000	0.0003	0.0003
561599	All Other Travel Arrangement and Reservation Services	0.0000	0.0001	0.0001	0.0001	0.0002	0.0003
922140	Correctional Institutions	0.0001	0.0001	0.0001	0.0001	0.0001	0.0002
332999	All Other Miscellaneous Fabricated Metal Product Manufacturing	0.0001	0.0001	0.0001	0.0001	0.0001	0.0002
423420	Office Equipment Merchant Wholesalers	0.0000	0.0001	0.0001	0.0001	0.0002	0.0003
532283	Home Health Equipment Rental	0.0001	0.0000	0.0001	0.0002	0.0001	0.0003
711510	Independent Artists, Writers, and Performers	0.0001	0.0001	0.0001	0.0003	0.0003	0.0005
522291	Consumer Lending	0.0000	0.0001	0.0001	0.0001	0.0002	0.0003
524127	Direct Title Insurance Carriers	0.0000	0.0001	0.0001	0.0001	0.0004	0.0005
541921	Photography Studios, Portrait	0.0000	0.0001	0.0001	0.0001	0.0002	0.0002
562219	Other Nonhazardous Waste Treatment and Disposal	0.0001	0.0000	0.0001	0.0002	0.0001	0.0003

Multipliers

NAICS	Industry	Employment			Sales/Output		
		Indirect	Induced	Total Ripple Effects	Indirect	Induced	Total Ripple Effects
621112	Offices of Physicians, Mental Health Specialists	0.0000	0.0001	0.0001	0.0000	0.0002	0.0002
519120	Libraries and Archives	0.0000	0.0001	0.0001	0.0000	0.0004	0.0004
423720	Plumbing and Heating Equipment and Supplies (Hydronics) Merchant Wholesalers	0.0000	0.0001	0.0001	0.0001	0.0002	0.0003
512131	Motion Picture Theaters (except Drive-Ins)	0.0000	0.0001	0.0001	0.0000	0.0003	0.0003
238322	Nonresidential Painting and Wall Covering Contractors	0.0001	0.0000	0.0001	0.0003	0.0000	0.0003
511210	Software Publishers	0.0000	0.0001	0.0001	0.0000	0.0006	0.0006
312130	Wineries	0.0000	0.0001	0.0001	0.0000	0.0004	0.0004
523110	Investment Banking and Securities Dealing	0.0000	0.0001	0.0001	0.0000	0.0004	0.0004
711310	Promoters of Performing Arts, Sports, and Similar Events with Facilities	0.0000	0.0001	0.0001	0.0001	0.0002	0.0003
453110	Florists	0.0000	0.0001	0.0001	0.0000	0.0001	0.0001
443141	Household Appliance Stores	0.0000	0.0001	0.0001	0.0000	0.0001	0.0001
423710	Hardware Merchant Wholesalers	0.0000	0.0001	0.0001	0.0001	0.0002	0.0003
111421	Nursery and Tree Production	0.0000	0.0001	0.0001	0.0000	0.0001	0.0001
712130	Zoos and Botanical Gardens	0.0000	0.0001	0.0001	0.0000	0.0001	0.0001
561622	Locksmiths	0.0001	0.0000	0.0001	0.0001	0.0000	0.0001
424720	Petroleum and Petroleum Products Merchant Wholesalers (except Bulk Stations and Terminals)	0.0000	0.0001	0.0001	0.0001	0.0002	0.0003
611699	All Other Miscellaneous Schools and Instruction	0.0000	0.0001	0.0001	0.0000	0.0001	0.0001
811211	Consumer Electronics Repair and Maintenance	0.0001	0.0000	0.0001	0.0002	0.0000	0.0002
423990	Other Miscellaneous Durable Goods Merchant Wholesalers	0.0000	0.0001	0.0001	0.0001	0.0002	0.0003
485310	Taxi Service	0.0000	0.0001	0.0001	0.0000	0.0000	0.0001

Multipliers

NAICS	Industry	Employment			Sales/Output		
		Indirect	Induced	Total Ripple Effects	Indirect	Induced	Total Ripple Effects
488190	Other Support Activities for Air Transportation	0.0001	0.0000	0.0001	0.0001	0.0001	0.0002
423910	Sporting and Recreational Goods and Supplies Merchant Wholesalers	0.0000	0.0001	0.0001	0.0001	0.0001	0.0002
322220	Paper Bag and Coated and Treated Paper Manufacturing	0.0001	0.0000	0.0001	0.0003	0.0002	0.0005
445210	Meat Markets	0.0000	0.0001	0.0001	0.0000	0.0001	0.0001
332813	Electroplating, Plating, Polishing, Anodizing, and Coloring	0.0001	0.0000	0.0001	0.0002	0.0001	0.0003
713950	Bowling Centers	0.0000	0.0001	0.0001	0.0000	0.0001	0.0001
562920	Materials Recovery Facilities	0.0001	0.0000	0.0001	0.0002	0.0000	0.0003
314120	Curtain and Linen Mills	0.0000	0.0001	0.0001	0.0000	0.0003	0.0003
541370	Surveying and Mapping (except Geophysical) Services	0.0001	0.0000	0.0001	0.0001	0.0000	0.0002
336310	Motor Vehicle Gasoline Engine and Engine Parts Manufacturing	0.0000	0.0001	0.0001	0.0000	0.0004	0.0005
532310	General Rental Centers	0.0001	0.0000	0.0001	0.0002	0.0002	0.0004
446191	Food (Health) Supplement Stores	0.0000	0.0001	0.0001	0.0000	0.0001	0.0001
311710	Seafood Product Preparation and Packaging	0.0000	0.0001	0.0001	0.0000	0.0003	0.0003
484210	Used Household and Office Goods Moving	0.0000	0.0001	0.0001	0.0000	0.0002	0.0002
485991	Special Needs Transportation	0.0000	0.0001	0.0001	0.0000	0.0001	0.0001
424820	Wine and Distilled Alcoholic Beverage Merchant Wholesalers	0.0000	0.0001	0.0001	0.0000	0.0002	0.0002
488119	Other Airport Operations	0.0000	0.0001	0.0001	0.0000	0.0001	0.0001
522292	Real Estate Credit	0.0000	0.0001	0.0001	0.0001	0.0003	0.0004
611430	Professional and Management Development Training	0.0000	0.0001	0.0001	0.0000	0.0001	0.0001




Multipliers

NAICS	Industry	Employment			Sales/Output		
		Indirect	Induced	Total Ripple Effects	Indirect	Induced	Total Ripple Effects
332312	Fabricated Structural Metal Manufacturing	0.0001	0.0000	0.0001	0.0001	0.0001	0.0002
445230	Fruit and Vegetable Markets	0.0000	0.0001	0.0001	0.0000	0.0001	0.0001
813219	Other Grantmaking and Giving Services	0.0000	0.0001	0.0001	0.0000	0.0001	0.0001
339113	Surgical Appliance and Supplies Manufacturing	0.0000	0.0001	0.0001	0.0000	0.0003	0.0003
448110	Men's Clothing Stores	0.0000	0.0001	0.0001	0.0000	0.0001	0.0001
711410	Agents and Managers for Artists, Athletes, Entertainers, and Other Public Figures	0.0001	0.0000	0.0001	0.0001	0.0001	0.0001
325612	Polish and Other Sanitation Good Manufacturing	0.0000	0.0001	0.0001	0.0001	0.0004	0.0005
423820	Farm and Garden Machinery and Equipment Merchant Wholesalers	0.0000	0.0001	0.0001	0.0000	0.0002	0.0003
522220	Sales Financing	0.0000	0.0001	0.0001	0.0000	0.0001	0.0002
511110	Newspaper Publishers	0.0000	0.0001	0.0001	0.0000	0.0002	0.0002
332510	Hardware Manufacturing	0.0000	0.0000	0.0001	0.0001	0.0001	0.0003
238211	Residential Electrical Contractors and Other Wiring Installation Contractors	0.0000	0.0001	0.0001	0.0000	0.0002	0.0002
322219	Other Paperboard Container Manufacturing	0.0001	0.0000	0.0001	0.0003	0.0001	0.0004
423730	Warm Air Heating and Air-Conditioning Equipment and Supplies Merchant Wholesalers	0.0000	0.0001	0.0001	0.0001	0.0001	0.0002
813212	Voluntary Health Organizations	0.0000	0.0001	0.0001	0.0000	0.0001	0.0001
541620	Environmental Consulting Services	0.0001	0.0000	0.0001	0.0002	0.0000	0.0002
424480	Fresh Fruit and Vegetable Merchant Wholesalers	0.0000	0.0001	0.0001	0.0000	0.0002	0.0002
811112	Automotive Exhaust System Repair	0.0000	0.0000	0.0001	0.0001	0.0001	0.0001
561910	Packaging and Labeling Services	0.0001	0.0000	0.0001	0.0001	0.0000	0.0001

Multipliers

NAICS	Industry	Employment			Sales/Output		
		Indirect	Induced	Total Ripple Effects	Indirect	Induced	Total Ripple Effects
313210	Broadwoven Fabric Mills	0.0000	0.0001	0.0001	0.0000	0.0002	0.0003
541930	Translation and Interpretation Services	0.0001	0.0000	0.0001	0.0001	0.0000	0.0001
334418	Printed Circuit Assembly (Electronic Assembly) Manufacturing	0.0000	0.0000	0.0001	0.0002	0.0001	0.0003
624229	Other Community Housing Services	0.0000	0.0001	0.0001	0.0000	0.0001	0.0001
423440	Other Commercial Equipment Merchant Wholesalers	0.0000	0.0000	0.0001	0.0001	0.0001	0.0002
621999	All Other Miscellaneous Ambulatory Health Care Services	0.0000	0.0001	0.0001	0.0000	0.0001	0.0001
332322	Sheet Metal Work Manufacturing	0.0000	0.0000	0.0001	0.0001	0.0001	0.0002
624210	Community Food Services	0.0000	0.0001	0.0001	0.0000	0.0001	0.0001
327215	Glass Product Manufacturing Made of Purchased Glass	0.0000	0.0001	0.0001	0.0000	0.0002	0.0002
323113	Commercial Screen Printing	0.0000	0.0000	0.0001	0.0001	0.0001	0.0001
811411	Home and Garden Equipment Repair and Maintenance	0.0001	0.0000	0.0001	0.0002	0.0000	0.0002
113310	Logging	0.0000	0.0001	0.0001	0.0000	0.0001	0.0001
926120	Regulation and Administration of Transportation Programs	0.0000	0.0000	0.0001	0.0001	0.0001	0.0001
488490	Other Support Activities for Road Transportation	0.0000	0.0000	0.0001	0.0001	0.0000	0.0001
336340	Motor Vehicle Brake System Manufacturing	0.0000	0.0000	0.0001	0.0003	0.0001	0.0005
812113	Nail Salons	0.0000	0.0001	0.0001	0.0000	0.0002	0.0002
332216	Saw Blade and Handtool Manufacturing	0.0000	0.0001	0.0001	0.0000	0.0001	0.0002
423220	Home Furnishing Merchant Wholesalers	0.0000	0.0000	0.0001	0.0001	0.0001	0.0002
321991	Manufactured Home (Mobile Home) Manufacturing	0.0001	0.0000	0.0001	0.0001	0.0000	0.0002



NAICS	Industry	Multipliers					
		Employment			Sales/Output		
		Indirect	Induced	Total Ripple Effects	Indirect	Induced	Total Ripple Effects
424510	Grain and Field Bean Merchant Wholesalers	0.0000	0.0001	0.0001	0.0000	0.0001	0.0001
611512	Flight Training	0.0000	0.0001	0.0001	0.0000	0.0000	0.0000
453991	Tobacco Stores	0.0000	0.0001	0.0001	0.0000	0.0001	0.0001
312140	Distilleries	0.0000	0.0001	0.0001	0.0000	0.0003	0.0003
444120	Paint and Wallpaper Stores	0.0000	0.0001	0.0001	0.0000	0.0001	0.0001
524292	Third Party Administration of Insurance and Pension Funds	0.0000	0.0001	0.0001	0.0000	0.0001	0.0002
114111	Finfish Fishing	0.0000	0.0001	0.0001	0.0000	0.0001	0.0001
441228	Motorcycle, ATV, and All Other Motor Vehicle Dealers	0.0000	0.0001	0.0001	0.0000	0.0001	0.0002
541870	Advertising Material Distribution Services	0.0000	0.0000	0.0001	0.0000	0.0001	0.0001
321999	All Other Miscellaneous Wood Product Manufacturing	0.0000	0.0000	0.0001	0.0001	0.0000	0.0002
339940	Office Supplies (except Paper) Manufacturing	0.0000	0.0000	0.0001	0.0001	0.0001	0.0002
424920	Book, Periodical, and Newspaper Merchant Wholesalers	0.0000	0.0000	0.0001	0.0001	0.0001	0.0002
313310	Textile and Fabric Finishing Mills	0.0000	0.0001	0.0001	0.0000	0.0002	0.0002
621410	Family Planning Centers	0.0000	0.0001	0.0001	0.0000	0.0001	0.0001
923120	Administration of Public Health Programs	0.0000	0.0000	0.0001	0.0000	0.0001	0.0001
423850	Service Establishment Equipment and Supplies Merchant Wholesalers	0.0000	0.0000	0.0001	0.0001	0.0001	0.0002
532112	Passenger Car Leasing	0.0000	0.0000	0.0001	0.0002	0.0001	0.0003
423320	Brick, Stone, and Related Construction Material Merchant Wholesalers	0.0000	0.0000	0.0001	0.0001	0.0001	0.0002
311942	Spice and Extract Manufacturing	0.0000	0.0001	0.0001	0.0000	0.0002	0.0002
446199	All Other Health and Personal Care Stores	0.0000	0.0001	0.0001	0.0000	0.0001	0.0001
624230	Emergency and Other Relief Services	0.0000	0.0001	0.0001	0.0000	0.0001	0.0001

Multipliers							
NAICS	Industry	Employment			Sales/Output		
		Indirect	Induced	Total Ripple Effects	Indirect	Induced	Total Ripple Effects
711320	Promoters of Performing Arts, Sports, and Similar Events without Facilities	0.0000	0.0000	0.0001	0.0001	0.0001	0.0001
337110	Wood Kitchen Cabinet and Countertop Manufacturing	0.0000	0.0000	0.0001	0.0000	0.0001	0.0001
336612	Boat Building	0.0000	0.0001	0.0001	0.0000	0.0001	0.0001
311941	Mayonnaise, Dressing, and Other Prepared Sauce Manufacturing	0.0000	0.0001	0.0001	0.0000	0.0001	0.0001
454210	Vending Machine Operators	0.0000	0.0001	0.0001	0.0000	0.0001	0.0001
519130	Internet Publishing and Broadcasting and Web Search Portals	0.0000	0.0001	0.0001	0.0000	0.0003	0.0004
311352	Confectionery Manufacturing from Purchased Chocolate	0.0000	0.0001	0.0001	0.0000	0.0003	0.0003
485320	Limousine Service	0.0000	0.0000	0.0001	0.0000	0.0001	0.0001
311991	Perishable Prepared Food Manufacturing	0.0000	0.0001	0.0001	0.0000	0.0003	0.0003
238352	Nonresidential Finish Carpentry Contractors	0.0001	0.0000	0.0001	0.0001	0.0000	0.0001
523910	Miscellaneous Intermediation	0.0000	0.0001	0.0001	0.0000	0.0002	0.0002
424450	Confectionery Merchant Wholesalers	0.0000	0.0000	0.0001	0.0000	0.0001	0.0002
423330	Roofing, Siding, and Insulation Material Merchant Wholesalers	0.0000	0.0000	0.0001	0.0001	0.0001	0.0001
621399	Offices of All Other Miscellaneous Health Practitioners	0.0000	0.0001	0.0001	0.0000	0.0002	0.0002
327991	Cut Stone and Stone Product Manufacturing	0.0000	0.0001	0.0001	0.0000	0.0001	0.0001
451140	Musical Instrument and Supplies Stores	0.0000	0.0001	0.0001	0.0000	0.0001	0.0001
551112	Offices of Other Holding Companies	0.0000	0.0000	0.0001	0.0001	0.0001	0.0002
518210	Data Processing, Hosting, and Related Services	0.0000	0.0000	0.0001	0.0002	0.0002	0.0004
488330	Navigational Services to Shipping	0.0000	0.0000	0.0001	0.0000	0.0000	0.0000

Multipliers

NAICS	Industry	Employment			Sales/Output		
		Indirect	Induced	Total Ripple Effects	Indirect	Induced	Total Ripple Effects
611511	Cosmetology and Barber Schools	0.0000	0.0001	0.0001	0.0000	0.0000	0.0001
112120	Dairy Cattle and Milk Production	0.0000	0.0001	0.0001	0.0000	0.0001	0.0001
424130	Industrial and Personal Service Paper Merchant Wholesalers	0.0000	0.0000	0.0001	0.0000	0.0001	0.0001
311821	Cookie and Cracker Manufacturing	0.0000	0.0001	0.0001	0.0000	0.0002	0.0002
444210	Outdoor Power Equipment Stores	0.0000	0.0000	0.0001	0.0000	0.0001	0.0001
335313	Switchgear and Switchboard Apparatus Manufacturing	0.0000	0.0000	0.0001	0.0001	0.0001	0.0002
423940	Jewelry, Watch, Precious Stone, and Precious Metal Merchant Wholesalers	0.0000	0.0000	0.0001	0.0000	0.0001	0.0001
333612	Speed Changer, Industrial High-Speed Drive, and Gear Manufacturing	0.0000	0.0000	0.0001	0.0002	0.0000	0.0002
621391	Offices of Podiatrists	0.0000	0.0001	0.0001	0.0000	0.0001	0.0001
541320	Landscape Architectural Services	0.0000	0.0000	0.0001	0.0001	0.0000	0.0001
111333	Strawberry Farming	0.0000	0.0001	0.0001	0.0000	0.0001	0.0001
325611	Soap and Other Detergent Manufacturing	0.0000	0.0000	0.0001	0.0000	0.0004	0.0004
321113	Sawmills	0.0000	0.0000	0.0001	0.0001	0.0001	0.0001
721214	Recreational and Vacation Camps (except Campgrounds)	0.0000	0.0000	0.0001	0.0000	0.0001	0.0001
313230	Nonwoven Fabric Mills	0.0000	0.0000	0.0001	0.0000	0.0001	0.0001
713930	Marinas	0.0000	0.0000	0.0000	0.0000	0.0000	0.0000
333249	Other Industrial Machinery Manufacturing	0.0000	0.0000	0.0000	0.0001	0.0000	0.0002
541860	Direct Mail Advertising	0.0000	0.0000	0.0000	0.0000	0.0001	0.0001
711212	Racetracks	0.0000	0.0000	0.0000	0.0000	0.0001	0.0001
441222	Boat Dealers	0.0000	0.0000	0.0000	0.0000	0.0001	0.0001
423210	Furniture Merchant Wholesalers	0.0000	0.0000	0.0000	0.0000	0.0001	0.0001
325510	Paint and Coating Manufacturing	0.0000	0.0000	0.0000	0.0003	0.0001	0.0004
325991	Custom Compounding of Purchased Resins	0.0000	0.0000	0.0000	0.0002	0.0001	0.0003

NAICS	Industry	Multipliers					
		Employment			Sales/Output		
		Indirect	Induced	Total Ripple Effects	Indirect	Induced	Total Ripple Effects
441210	Recreational Vehicle Dealers	0.0000	0.0000	0.0000	0.0000	0.0001	0.0001
339992	Musical Instrument Manufacturing	0.0000	0.0000	0.0000	0.0001	0.0000	0.0001
561439	Other Business Service Centers (including Copy Shops)	0.0000	0.0000	0.0000	0.0000	0.0000	0.0000
812220	Cemeteries and Crematories	0.0000	0.0000	0.0000	0.0000	0.0001	0.0001
453920	Art Dealers	0.0000	0.0000	0.0000	0.0000	0.0000	0.0000
561520	Tour Operators	0.0000	0.0000	0.0000	0.0000	0.0001	0.0001
423140	Motor Vehicle Parts (Used) Merchant Wholesalers	0.0000	0.0000	0.0000	0.0000	0.0001	0.0001
332613	Spring Manufacturing	0.0000	0.0000	0.0000	0.0001	0.0000	0.0001
812191	Diet and Weight Reducing Centers	0.0000	0.0000	0.0000	0.0000	0.0001	0.0001
711190	Other Performing Arts Companies	0.0000	0.0000	0.0000	0.0000	0.0000	0.0000
531190	Lessors of Other Real Estate Property	0.0000	0.0000	0.0000	0.0005	0.0001	0.0005
425110	Business to Business Electronic Markets	0.0000	0.0000	0.0000	0.0000	0.0001	0.0001
525990	Other Financial Vehicles	0.0000	0.0000	0.0000	0.0000	0.0011	0.0011
238332	Nonresidential Flooring Contractors	0.0000	0.0000	0.0000	0.0001	0.0000	0.0001
445292	Confectionery and Nut Stores	0.0000	0.0000	0.0000	0.0000	0.0000	0.0000
445291	Baked Goods Stores	0.0000	0.0000	0.0000	0.0000	0.0000	0.0000
451130	Sewing, Needlework, and Piece Goods Stores	0.0000	0.0000	0.0000	0.0000	0.0001	0.0001
423390	Other Construction Material Merchant Wholesalers	0.0000	0.0000	0.0000	0.0000	0.0001	0.0001
332313	Plate Work Manufacturing	0.0000	0.0000	0.0000	0.0001	0.0000	0.0001
238152	Nonresidential Glass and Glazing Contractors	0.0000	0.0000	0.0000	0.0001	0.0000	0.0001
924120	Administration of Conservation Programs	0.0000	0.0000	0.0000	0.0000	0.0000	0.0001
314999	All Other Miscellaneous Textile Product Mills	0.0000	0.0000	0.0000	0.0000	0.0001	0.0001
922110	Courts	0.0000	0.0000	0.0000	0.0000	0.0000	0.0001
481211	Nonscheduled Chartered Passenger Air Transportation	0.0000	0.0000	0.0000	0.0000	0.0001	0.0002

Multipliers

NAICS	Industry	Employment			Sales/Output		
		Indirect	Induced	Total Ripple Effects	Indirect	Induced	Total Ripple Effects
512250	Record Production and Distribution	0.0000	0.0000	0.0000	0.0000	0.0001	0.0001
541191	Title Abstract and Settlement Offices	0.0000	0.0000	0.0000	0.0000	0.0001	0.0002
541840	Media Representatives	0.0000	0.0000	0.0000	0.0000	0.0001	0.0001
611692	Automobile Driving Schools	0.0000	0.0000	0.0000	0.0000	0.0000	0.0000
332811	Metal Heat Treating	0.0000	0.0000	0.0000	0.0001	0.0000	0.0001
114112	Shellfish Fishing	0.0000	0.0000	0.0000	0.0000	0.0001	0.0001
515120	Television Broadcasting	0.0000	0.0000	0.0000	0.0000	0.0001	0.0001
325211	Plastics Material and Resin Manufacturing	0.0000	0.0000	0.0000	0.0002	0.0003	0.0005
522320	Financial Transactions Processing, Reserve, and Clearinghouse Activities	0.0000	0.0000	0.0000	0.0000	0.0002	0.0002
812921	Photofinishing Laboratories (except One-Hour)	0.0000	0.0000	0.0000	0.0000	0.0001	0.0001
423130	Tire and Tube Merchant Wholesalers	0.0000	0.0000	0.0000	0.0000	0.0001	0.0001
111998	All Other Miscellaneous Crop Farming	0.0000	0.0000	0.0000	0.0000	0.0000	0.0000
236118	Residential Remodelers	0.0000	0.0000	0.0000	0.0000	0.0001	0.0001
512240	Sound Recording Studios	0.0000	0.0000	0.0000	0.0000	0.0001	0.0001
424320	Men's and Boys' Clothing and Furnishings Merchant Wholesalers	0.0000	0.0000	0.0000	0.0000	0.0001	0.0001
238991	All Other Residential Specialty Trade Contractors	0.0000	0.0000	0.0000	0.0000	0.0001	0.0001
541199	All Other Legal Services	0.0000	0.0000	0.0000	0.0000	0.0001	0.0001
711120	Dance Companies	0.0000	0.0000	0.0000	0.0000	0.0001	0.0001
337910	Mattress Manufacturing	0.0000	0.0000	0.0000	0.0000	0.0001	0.0001
721211	RV (Recreational Vehicle) Parks and Campgrounds	0.0000	0.0000	0.0000	0.0000	0.0000	0.0000
313110	Fiber, Yarn, and Thread Mills	0.0000	0.0000	0.0000	0.0000	0.0001	0.0001
333517	Machine Tool Manufacturing	0.0000	0.0000	0.0000	0.0001	0.0000	0.0001
923130	Administration of Human Resource Programs (except	0.0000	0.0000	0.0000	0.0000	0.0001	0.0001



NAICS	Industry	Multipliers					
		Employment			Sales/Output		
		Indirect	Induced	Total Ripple Effects	Indirect	Induced	Total Ripple Effects
	Education, Public Health, and Veterans' Affairs Programs)						
423620	Household Appliances, Electric Housewares, and Consumer Electronics Merchant Wholesalers	0.0000	0.0000	0.0000	0.0000	0.0001	0.0001
533110	Lessors of Nonfinancial Intangible Assets (except Copyrighted Works)	0.0000	0.0000	0.0000	0.0016	0.0011	0.0026
424310	Piece Goods, Notions, and Other Dry Goods Merchant Wholesalers	0.0000	0.0000	0.0000	0.0000	0.0001	0.0001
524298	All Other Insurance Related Activities	0.0000	0.0000	0.0000	0.0000	0.0001	0.0001
424610	Plastics Materials and Basic Forms and Shapes Merchant Wholesalers	0.0000	0.0000	0.0000	0.0000	0.0001	0.0001
811430	Footwear and Leather Goods Repair	0.0000	0.0000	0.0000	0.0001	0.0000	0.0001
423860	Transportation Equipment and Supplies (except Motor Vehicle) Merchant Wholesalers	0.0000	0.0000	0.0000	0.0000	0.0001	0.0001
541420	Industrial Design Services	0.0000	0.0000	0.0000	0.0000	0.0000	0.0001
561492	Court Reporting and Stenotype Services	0.0000	0.0000	0.0000	0.0000	0.0000	0.0000
339994	Broom, Brush, and Mop Manufacturing	0.0000	0.0000	0.0000	0.0001	0.0000	0.0001
524291	Claims Adjusting	0.0000	0.0000	0.0000	0.0000	0.0001	0.0001
337125	Household Furniture (except Wood and Metal) Manufacturing	0.0000	0.0000	0.0000	0.0000	0.0001	0.0001
611630	Language Schools	0.0000	0.0000	0.0000	0.0000	0.0000	0.0000
424930	Flower, Nursery Stock, and Florists' Supplies Merchant Wholesalers	0.0000	0.0000	0.0000	0.0000	0.0001	0.0001
423490	Other Professional Equipment and Supplies Merchant Wholesalers	0.0000	0.0000	0.0000	0.0000	0.0001	0.0001

Multipliers

NAICS	Industry	Employment			Sales/Output		
		Indirect	Induced	Total Ripple Effects	Indirect	Induced	Total Ripple Effects
238911	Residential Site Preparation Contractors	0.0000	0.0000	0.0000	0.0000	0.0001	0.0001
423920	Toy and Hobby Goods and Supplies Merchant Wholesalers	0.0000	0.0000	0.0000	0.0000	0.0000	0.0001
541715	Research and Development in the Physical, Engineering, and Life Sciences (except Nanotechnology and Biotechnology)	0.0000	0.0000	0.0000	0.0000	0.0001	0.0001
512230	Music Publishers	0.0000	0.0000	0.0000	0.0000	0.0001	0.0001
485999	All Other Transit and Ground Passenger Transportation	0.0000	0.0000	0.0000	0.0000	0.0000	0.0000
213112	Support Activities for Oil and Gas Operations	0.0000	0.0000	0.0000	0.0000	0.0000	0.0000
424420	Packaged Frozen Food Merchant Wholesalers	0.0000	0.0000	0.0000	0.0000	0.0001	0.0001
332721	Precision Turned Product Manufacturing	0.0000	0.0000	0.0000	0.0000	0.0000	0.0001
332431	Metal Can Manufacturing	0.0000	0.0000	0.0000	0.0000	0.0001	0.0001
812111	Barber Shops	0.0000	0.0000	0.0000	0.0000	0.0000	0.0000
445220	Fish and Seafood Markets	0.0000	0.0000	0.0000	0.0000	0.0000	0.0000
313220	Narrow Fabric Mills and Schiffli Machine Embroidery	0.0000	0.0000	0.0000	0.0000	0.0001	0.0001
561613	Armored Car Services	0.0000	0.0000	0.0000	0.0000	0.0000	0.0000
332119	Metal Crown, Closure, and Other Metal Stamping (except Automotive)	0.0000	0.0000	0.0000	0.0000	0.0001	0.0001
333414	Heating Equipment (except Warm Air Furnaces) Manufacturing	0.0000	0.0000	0.0000	0.0000	0.0001	0.0001
541922	Commercial Photography	0.0000	0.0000	0.0000	0.0000	0.0000	0.0000
611420	Computer Training	0.0000	0.0000	0.0000	0.0000	0.0000	0.0000
424340	Footwear Merchant Wholesalers	0.0000	0.0000	0.0000	0.0000	0.0000	0.0001
313320	Fabric Coating Mills	0.0000	0.0000	0.0000	0.0000	0.0001	0.0001
541490	Other Specialized Design Services	0.0000	0.0000	0.0000	0.0000	0.0000	0.0001
314910	Textile Bag and Canvas Mills	0.0000	0.0000	0.0000	0.0000	0.0001	0.0001



Multipliers

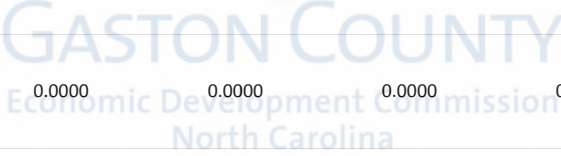
NAICS	Industry	Employment			Sales/Output		
		Indirect	Induced	Total Ripple Effects	Indirect	Induced	Total Ripple Effects
541350	Building Inspection Services	0.0000	0.0000	0.0000	0.0000	0.0000	0.0001
321912	Cut Stock, Resawing Lumber, and Planing	0.0000	0.0000	0.0000	0.0000	0.0000	0.0001
722330	Mobile Food Services	0.0000	0.0000	0.0000	0.0000	0.0000	0.0000
313240	Knit Fabric Mills	0.0000	0.0000	0.0000	0.0000	0.0001	0.0001
238132	Nonresidential Framing Contractors	0.0000	0.0000	0.0000	0.0001	0.0000	0.0001
238321	Residential Painting and Wall Covering Contractors	0.0000	0.0000	0.0000	0.0000	0.0001	0.0001
321918	Other Millwork (including Flooring)	0.0000	0.0000	0.0000	0.0000	0.0000	0.0001
114210	Hunting and Trapping	0.0000	0.0000	0.0000	0.0000	0.0001	0.0001
611513	Apprenticeship Training	0.0000	0.0000	0.0000	0.0000	0.0000	0.0000
561421	Telephone Answering Services	0.0000	0.0000	0.0000	0.0000	0.0000	0.0000
321992	Prefabricated Wood Building Manufacturing	0.0000	0.0000	0.0000	0.0000	0.0000	0.0000
532420	Office Machinery and Equipment Rental and Leasing	0.0000	0.0000	0.0000	0.0001	0.0000	0.0001
523140	Commodity Contracts Brokerage	0.0000	0.0000	0.0000	0.0000	0.0000	0.0001
332311	Prefabricated Metal Building and Component Manufacturing	0.0000	0.0000	0.0000	0.0000	0.0000	0.0000
327110	Pottery, Ceramics, and Plumbing Fixture Manufacturing	0.0000	0.0000	0.0000	0.0000	0.0000	0.0000
337920	Blind and Shade Manufacturing	0.0000	0.0000	0.0000	0.0000	0.0001	0.0001
486910	Pipeline Transportation of Refined Petroleum Products	0.0000	0.0000	0.0000	0.0000	0.0000	0.0001
238351	Residential Finish Carpentry Contractors	0.0000	0.0000	0.0000	0.0000	0.0000	0.0000
451212	News Dealers and Newsstands	0.0000	0.0000	0.0000	0.0000	0.0000	0.0000
312113	Ice Manufacturing	0.0000	0.0000	0.0000	0.0000	0.0001	0.0001
721310	Rooming and Boarding Houses	0.0000	0.0000	0.0000	0.0000	0.0000	0.0000
326121	Unlaminated Plastics Profile Shape Manufacturing	0.0000	0.0000	0.0000	0.0000	0.0000	0.0001



NAICS	Industry	Multipliers					
		Employment			Sales/Output		
		Indirect	Induced	Total Ripple Effects	Indirect	Induced	Total Ripple Effects
721191	Bed-and-Breakfast Inns	0.0000	0.0000	0.0000	0.0000	0.0000	0.0000
238311	Residential Drywall and Insulation Contractors	0.0000	0.0000	0.0000	0.0000	0.0000	0.0000
238392	Other Nonresidential Building Finishing Contractors	0.0000	0.0000	0.0000	0.0000	0.0000	0.0000
541380	Testing Laboratories	0.0000	0.0000	0.0000	0.0000	0.0000	0.0000
442291	Window Treatment Stores	0.0000	0.0000	0.0000	0.0000	0.0000	0.0000
541511	Custom Computer Programming Services	0.0000	0.0000	0.0000	0.0000	0.0000	0.0000
522310	Mortgage and Nonmortgage Loan Brokers	0.0000	0.0000	0.0000	0.0000	0.0001	0.0001
541714	Research and Development in Biotechnology (except Nanobiotechnology)	0.0000	0.0000	0.0000	0.0000	0.0000	0.0000
515210	Cable and Other Subscription Programming	0.0000	0.0000	0.0000	0.0001	0.0002	0.0003
512191	Teleproduction and Other Postproduction Services	0.0000	0.0000	0.0000	0.0000	0.0000	0.0000
713120	Amusement Arcades	0.0000	0.0000	0.0000	0.0000	0.0000	0.0000
424590	Other Farm Product Raw Material Merchant Wholesalers	0.0000	0.0000	0.0000	0.0000	0.0000	0.0000
522294	Secondary Market Financing	0.0000	0.0000	0.0000	0.0000	0.0000	0.0001
325613	Surface Active Agent Manufacturing	0.0000	0.0000	0.0000	0.0000	0.0001	0.0001
311613	Rendering and Meat Byproduct Processing	0.0000	0.0000	0.0000	0.0000	0.0001	0.0001
926150	Regulation, Licensing, and Inspection of Miscellaneous Commercial Sectors	0.0000	0.0000	0.0000	0.0000	0.0000	0.0000
327420	Gypsum Product Manufacturing	0.0000	0.0000	0.0000	0.0000	0.0000	0.0001
332618	Other Fabricated Wire Product Manufacturing	0.0000	0.0000	0.0000	0.0000	0.0000	0.0000
711219	Other Spectator Sports	0.0000	0.0000	0.0000	0.0000	0.0001	0.0001
541340	Drafting Services	0.0000	0.0000	0.0000	0.0000	0.0000	0.0000

Multipliers

NAICS	Industry	Employment			Sales/Output		
		Indirect	Induced	Total Ripple Effects	Indirect	Induced	Total Ripple Effects
333999	All Other Miscellaneous General Purpose Machinery Manufacturing	0.0000	0.0000	0.0000	0.0000	0.0000	0.0001
238111	Residential Poured Concrete Foundation and Structure Contractors	0.0000	0.0000	0.0000	0.0000	0.0000	0.0000
481219	Other Nonscheduled Air Transportation	0.0000	0.0000	0.0000	0.0000	0.0000	0.0000
326130	Laminated Plastics Plate, Sheet (except Packaging), and Shape Manufacturing	0.0000	0.0000	0.0000	0.0000	0.0000	0.0001
515112	Radio Stations	0.0000	0.0000	0.0000	0.0000	0.0000	0.0000
314994	Rope, Cordage, Twine, Tire Cord, and Tire Fabric Mills	0.0000	0.0000	0.0000	0.0000	0.0000	0.0000
326299	All Other Rubber Product Manufacturing	0.0000	0.0000	0.0000	0.0000	0.0000	0.0000
321911	Wood Window and Door Manufacturing	0.0000	0.0000	0.0000	0.0000	0.0000	0.0000
325220	Artificial and Synthetic Fibers and Filaments Manufacturing	0.0000	0.0000	0.0000	0.0000	0.0002	0.0002
332323	Ornamental and Architectural Metal Work Manufacturing	0.0000	0.0000	0.0000	0.0000	0.0000	0.0000
334512	Automatic Environmental Control Manufacturing for Residential, Commercial, and Appliance Use	0.0000	0.0000	0.0000	0.0000	0.0000	0.0000
925110	Administration of Housing Programs	0.0000	0.0000	0.0000	0.0000	0.0000	0.0000
238331	Residential Flooring Contractors	0.0000	0.0000	0.0000	0.0000	0.0000	0.0000
337215	Showcase, Partition, Shelving, and Locker Manufacturing	0.0000	0.0000	0.0000	0.0000	0.0000	0.0000
327320	Ready-Mix Concrete Manufacturing	0.0000	0.0000	0.0000	0.0000	0.0000	0.0000
512290	Other Sound Recording Industries	0.0000	0.0000	0.0000	0.0000	0.0000	0.0000
926110	Administration of General Economic Programs	0.0000	0.0000	0.0000	0.0000	0.0000	0.0000



NAICS	Industry	Multipliers					
		Employment			Sales/Output		
		Indirect	Induced	Total Ripple Effects	Indirect	Induced	Total Ripple Effects
238342	Nonresidential Tile and Terrazzo Contractors	0.0000	0.0000	0.0000	0.0000	0.0000	0.0000
336999	All Other Transportation Equipment Manufacturing	0.0000	0.0000	0.0000	0.0000	0.0001	0.0001
325180	Other Basic Inorganic Chemical Manufacturing	0.0000	0.0000	0.0000	0.0001	0.0002	0.0003
333243	Sawmill, Woodworking, and Paper Machinery Manufacturing	0.0000	0.0000	0.0000	0.0000	0.0000	0.0000
519190	All Other Information Services	0.0000	0.0000	0.0000	0.0000	0.0000	0.0000
333613	Mechanical Power Transmission Equipment Manufacturing	0.0000	0.0000	0.0000	0.0000	0.0000	0.0001
325998	All Other Miscellaneous Chemical Product and Preparation Manufacturing	0.0000	0.0000	0.0000	0.0000	0.0001	0.0001
424110	Printing and Writing Paper Merchant Wholesalers	0.0000	0.0000	0.0000	0.0000	0.0000	0.0000
311999	All Other Miscellaneous Food Manufacturing	0.0000	0.0000	0.0000	0.0000	0.0002	0.0002
926140	Regulation of Agricultural Marketing and Commodities	0.0000	0.0000	0.0000	0.0000	0.0000	0.0000
561491	Repossession Services	0.0000	0.0000	0.0000	0.0000	0.0000	0.0000
335999	All Other Miscellaneous Electrical Equipment and Component Manufacturing	0.0000	0.0000	0.0000	0.0000	0.0000	0.0000
423410	Photographic Equipment and Supplies Merchant Wholesalers	0.0000	0.0000	0.0000	0.0000	0.0000	0.0000
238141	Residential Masonry Contractors	0.0000	0.0000	0.0000	0.0000	0.0000	0.0000
333912	Air and Gas Compressor Manufacturing	0.0000	0.0000	0.0000	0.0000	0.0000	0.0000
334513	Instruments and Related Products Manufacturing for Measuring, Displaying, and Controlling	0.0000	0.0000	0.0000	0.0000	0.0000	0.0000

NAICS	Industry	Multipliers					
		Employment			Sales/Output		
		Indirect	Induced	Total Ripple Effects	Indirect	Induced	Total Ripple Effects
	Industrial Process Variables						
311920	Coffee and Tea Manufacturing	0.0000	0.0000	0.0000	0.0000	0.0001	0.0001
339116	Dental Laboratories	0.0000	0.0000	0.0000	0.0000	0.0000	0.0000
333515	Cutting Tool and Machine Tool Accessory Manufacturing	0.0000	0.0000	0.0000	0.0000	0.0000	0.0000
238192	Other Nonresidential Foundation, Structure, and Building Exterior Contractors	0.0000	0.0000	0.0000	0.0000	0.0000	0.0000
331221	Rolled Steel Shape Manufacturing	0.0000	0.0000	0.0000	0.0000	0.0000	0.0000
333514	Special Die and Tool, Die Set, Jig, and Fixture Manufacturing	0.0000	0.0000	0.0000	0.0000	0.0000	0.0000
331492	Secondary Smelting, Refining, and Alloying of Nonferrous Metal (except Copper and Aluminum)	0.0000	0.0000	0.0000	0.0000	0.0000	0.0001
115210	Support Activities for Animal Production	0.0000	0.0000	0.0000	0.0000	0.0000	0.0000
325212	Synthetic Rubber Manufacturing	0.0000	0.0000	0.0000	0.0000	0.0001	0.0001
333244	Printing Machinery and Equipment Manufacturing	0.0000	0.0000	0.0000	0.0000	0.0000	0.0000
238341	Residential Tile and Terrazzo Contractors	0.0000	0.0000	0.0000	0.0000	0.0000	0.0000
238151	Residential Glass and Glazing Contractors	0.0000	0.0000	0.0000	0.0000	0.0000	0.0000
238391	Other Residential Building Finishing Contractors	0.0000	0.0000	0.0000	0.0000	0.0000	0.0000
515111	Radio Networks	0.0000	0.0000	0.0000	0.0000	0.0000	0.0000
238161	Residential Roofing Contractors	0.0000	0.0000	0.0000	0.0000	0.0000	0.0000
327332	Concrete Pipe Manufacturing	0.0000	0.0000	0.0000	0.0000	0.0000	0.0000
238172	Nonresidential Siding Contractors	0.0000	0.0000	0.0000	0.0000	0.0000	0.0000
323120	Support Activities for Printing	0.0000	0.0000	0.0000	0.0000	0.0000	0.0000

NAICS	Industry	Multipliers					
		Employment			Sales/Output		
		Indirect	Induced	Total Ripple Effects	Indirect	Induced	Total Ripple Effects
333120	Construction Machinery Manufacturing	0.0000	0.0000	0.0000	0.0000	0.0000	0.0000
325130	Synthetic Dye and Pigment Manufacturing	0.0000	0.0000	0.0000	0.0001	0.0000	0.0001
238291	Other Residential Building Equipment Contractors	0.0000	0.0000	0.0000	0.0000	0.0000	0.0000
212313	Crushed and Broken Granite Mining and Quarrying	0.0000	0.0000	0.0000	0.0000	0.0000	0.0000
238121	Residential Structural Steel and Precast Concrete Contractors	0.0000	0.0000	0.0000	0.0000	0.0000	0.0000
541720	Research and Development in the Social Sciences and Humanities	0.0000	0.0000	0.0000	0.0000	0.0000	0.0000
115112	Soil Preparation, Planting, and Cultivating	0.0000	0.0000	0.0000	0.0000	0.0000	0.0000
327993	Mineral Wool Manufacturing	0.0000	0.0000	0.0000	0.0000	0.0000	0.0000
325520	Adhesive Manufacturing	0.0000	0.0000	0.0000	0.0000	0.0001	0.0001
238171	Residential Siding Contractors	0.0000	0.0000	0.0000	0.0000	0.0000	0.0000
238131	Residential Framing Contractors	0.0000	0.0000	0.0000	0.0000	0.0000	0.0000
238191	Other Residential Foundation, Structure, and Building Exterior Contractors	0.0000	0.0000	0.0000	0.0000	0.0000	0.0000
812922	One-Hour Photofinishing	0.0000	0.0000	0.0000	0.0000	0.0000	0.0000
324122	Asphalt Shingle and Coating Materials Manufacturing	0.0000	0.0000	0.0000	0.0000	0.0000	0.0000
115310	Support Activities for Forestry	0.0000	0.0000	0.0000	0.0000	0.0000	0.0000
519110	News Syndicates	0.0000	0.0000	0.0000	0.0000	0.0000	0.0000
541713	Research and Development in Nanotechnology	0.0000	0.0000	0.0000	0.0000	0.0000	0.0000
333111	Farm Machinery and Equipment Manufacturing	0.0000	0.0000	0.0000	0.0000	0.0000	0.0000
336120	Heavy Duty Truck Manufacturing	0.0000	0.0000	0.0000	0.0000	0.0000	0.0000
236117	New Housing For-Sale Builders	0.0000	0.0000	0.0000	0.0000	0.0000	0.0000

Multipliers

NAICS	Industry	Employment			Sales/Output		
		Indirect	Induced	Total Ripple Effects	Indirect	Induced	Total Ripple Effects
332420	Metal Tank (Heavy Gauge) Manufacturing	0.0000	0.0000	0.0000	0.0000	0.0000	0.0000
324121	Asphalt Paving Mixture and Block Manufacturing	0.0000	0.0000	0.0000	0.0000	0.0000	0.0000
337212	Custom Architectural Woodwork and Millwork Manufacturing	0.0000	0.0000	0.0000	0.0000	0.0000	0.0000
339950	Sign Manufacturing	0.0000	0.0000	0.0000	0.0000	0.0000	0.0000

Source: [JobsEQ®](http://www.chmuraecon.com/jobseq)
Data as of 2019Q4



SECTION 3